



William Davies Primary School Daily Learning Plan



Please do these activities at a time suitable for you and your child.

We repeat and revisit activities to ensure children are confident with their learning.

Don't forget share your work, email it to: photos@williamdavies.newham.ac.uk

Learning for: Wednesday 10th February 2021	Class: Nursery	Teacher(s): Mr Woodward / Mrs Yusuf
Communication & Language Personal Social Emotional Development	Literacy	Maths
Your child is learning:	Your child is learning:	Your child is learning:
To listen to stories with attention and to talk about what is happening in the story. To talk about key events from a story. To retell the story through actions or using objects. To talk about their own likes and dislikes. To talk about our own experiences. To talk about similarities and differences	To give meaning to the marks they have made. To talk about our own experiences.	Number names and 1 to 1 counting. To count small groups of objects (1-3, 1-5). To say the number names in order.
ACTIVITY	ACTIVITY	ACTIVITY

Watch and listen to how you can say [Hello in different languages](#) in other parts of the world. Click on the link and take a look at different places in the world. [Map of the world](#)

Do you know how to say hello in another language? Tell your grown up
What language can you speak?

Watch this video of children around the world wearing their [Traditional clothes](#). These children live in different parts of the world and they wear different clothes, their clothes are part of their culture. They wear these clothes on special occasions, such as festivals or weddings.

I wonder what they are celebrating? A festival like christmas, a birthday or diwali or eid. Tell your grown up
When do you wear your special clothes?
Talk to your child about times when they may have worn special traditional clothes. Watch and listen to stories in different languages:
Bengali - [Wolf and the Donkey](#)
Hindi - [The Ugly Duckling](#)
English - [Walking Through the Jungle](#)

Read a story in Gujarati [Walking Through the Jungle](#)





Provide pens, pencils, crayons, paper or card and mark make or draw a picture of yourself wearing your special clothes. Maybe you wore your special clothes on a festival like christmas, a birthday or diwali or eid.





Ask your child about the marks they have made. As they are telling you about them, write down what they are telling you.



Collect different objects from around the home eg, pens, small toy, spoon or glasses etc. Place them in a line. Start with “zero” and count up to five objects . Make sure your child touches each object and says the number when they count.

Find different objects or swap and change them around. Have another go at counting the objects
0, 1,2,3,4,5.



How can I help my child?	How can I help my child?	How can I help my child?
<p>Encourage children to take the lead when talking about their experiences or the story.</p> <p>If the child can not recall all the events from the story praise them on the parts they do remember.</p> <p>Comment on what you can see in the pictures. Ask your child what they can see in the pictures, and what they think is happening.</p> <p>Talk to your child about the parts of the story you enjoyed.</p> <p>When you ask your child a question, give them plenty of time to think and reply.</p>	<p>Try not to paint or draw for your child. Ask them about the marks they make. As they tell you about their marks, write down what they say.</p> <p>At this age, children’s drawings are not clear and they may just make lines and some shapes like this.</p>  <p>That’s fine! Praise your child and ask them to tell you about their marks.</p>  <p>When they are in Nursery, children are still developing their pencil grip. Don’t worry if your child uses a pen or pencil like this child.</p>	<p>Help your child practise showing the different numbers to 5 on their fingers. Children may find this a little tricky at first because they are still developing their finger strength.</p>  <p>Count objects around the home, touch each object as you count and say one number name as you touch each object. Children in Nursery are beginning to learn the number names so don't worry if they forget the order!</p> 

In addition to the above activities, play is very important for your child's learning. [Click here for some ideas to help you with this.](#)

Every day, encourage your child to select and play with the toys they choose for at least 2 hours, play alongside them and comment on what they are doing eg “the car is going over the bridge”

Play with your child but let them be in charge of the play.

Use [exercise videos](#) like this, to help your child stay active.

At nursery, at the end of each day we follow [Monkey Yoga](#). We use this time to focus on our breathing and reflect on all the fun activities we did at nursery.

Limit the time your child spends on electronic devices and always monitor what your child is accessing online.

Read a variety of stories with your child, use your finger to follow the flow of the words, take a look at [Booktrust](#) for a variety of stories to read online.



