



William Davies Primary School Daily Learning Plan




Please do these activities at a time suitable for you and your child.

We repeat and revisit activities to ensure children are confident with their learning.

Don't forget share your work, email it to: photos@williamdavies.newham.ac.uk

Learning for: Tuesday 9th February 2021	Class: Nursery	Teacher(s): Mr Woodward / Mrs Yusuf
Communication & Language Personal Social Emotional Development	Literacy	Maths
Your child is learning:	Your child is learning:	Your child is learning:
<p>To listen to stories with attention and to talk about what is happening in the story.</p> <p>To talk about key events from a story.</p> <p>To retell the story through actions or using objects.</p> <p>To talk about their own likes and dislikes.</p> <p>To talk about our own experiences.</p> <p>To talk about similarities and differences</p>	<p>To give meaning to the marks they have made.</p> <p>To talk about our own experiences.</p>	<p>Number names and 1 to 1 counting.</p> <p>To count small groups of objects (1-3, 1-5, 1-10).</p> <p>To say the number names in order.</p> <p>To join in with counting songs and rhymes.</p>
ACTIVITY	ACTIVITY	ACTIVITY

Watch and listen with Ms Yusuf reading [One World, One Day](#)



Tell your grown up about what you saw in the book.

These children live in different parts of the world. Click on the link and take a look at different places in the world. [Map of the world](#)

What do you eat for breakfast in the morning before you come to school? How do you come to school? Maybe you walk or come in a car? What do you do when you go home after school? Tell your grown up

Watch Tuli and Josh, they live in different parts of the world. [A day in the life of Josh and Tuli](#)

What is the same and what is different about Josh and Tuli's day? Who is your day similar to?

Watch and listen to stories in other languages
Pashto - [The Ugly Duckling](#)
English - [Little Red Riding Hood](#)

Read a story in Punjabi [King Jahangir and the baby](#)

Make some [Cornflour Mix](#), Your child will have endless fun. Picking it up and watching the mixture slide through their fingers! Talk to your child about what is happening. Using your fingers mark in the corn flour



When children play with cornflour mix they are building up strength in their arms, wrist, hands and fingers. The act of squishing, rolling, flattening, poking, squeezing and pinching can help your child to develop the muscles needed to write at a later stage. Use your fingers to make zig zags, dots, wiggles or swirls?

Using plates and objects from around the home e.g pegs, stones or beans put quantities from 1 to 5 in each of the plates and use 1:1 counting to see how many objects are in each plate.

Can you help [Ms Yusuf find out how many objects are in each plate](#)

Make the plates around and have another go at counting the objects in each plate.



Join in with some counting songs with Ms Yusuf and Mr Woodward.

[Two Little Dickie Birds](#)




[Five Little Ducks](#)

[Five Little Men in a Flying Saucer](#)

[Baa Baa Black Sheep](#)

What numbers did you hear in our counting songs?



How can I help my child?	How can I help my child?	How can I help my child?
<p>Encourage children to take the lead when talking about their experiences or the story.</p> <p>If the child can not recall all the events from the story praise them on the parts they do remember.</p> <p>Comment on what you can see in the pictures. Ask your child what they can see in the pictures, and what they think is happening.</p> <p>Talk to your child about the parts of the story you enjoyed.</p> <p>When you ask your child a question, give them plenty of time to think and reply.</p>	<p>Try not to paint or draw for your child. Ask them about the marks they make. As they tell you about their marks, write down what they say.</p> <p>At this age, children's drawings are not clear and they may just make lines and some shapes like this.</p>  <p>That's fine! Praise your child and ask them to tell you about their marks.</p>  <p>When they are in Nursery, children are still developing their pencil grip. Don't worry if your child uses a pen or pencil like this child.</p>	<p>Help your child practise showing the different numbers to 5 on their fingers. Children may find this a little tricky at first because they are still developing their finger strength.</p>  <p>Count objects around the home, touch each object as you count and say one number name as you touch each object. Children in Nursery are beginning to learn the number names so don't worry if they forget the order!</p>

In addition to the above activities, play is very important for your child's learning. [Click here for some ideas to help you with this.](#)

Every day, encourage your child to select and play with the toys they choose for at least 2 hours, play alongside them and comment on what they are doing eg “the car is going over the bridge”

Play with your child but let them be in charge of the play.

Use [exercise videos](#) like this, to help your child stay active.

At nursery, at the end of each day we follow [Monkey Yoga](#). We use this time to focus on our breathing and reflect on all the fun activities we did at nursery.

Limit the time your child spends on electronic devices and always monitor what your child is accessing online.

Read a variety of stories with your child, use your finger to follow the flow of the words, take a look at [Booktrust](#) for a variety of stories to read online.



