








**William Davies Primary School
Daily Learning Plan**

Please do these activities at a time suitable for you and your child.

We repeat and revisit activities to ensure children are confident with their learning

Learning for: Thursday 25th February 2021	Class: Nursery	Teacher(s): Mr Woodward / Mrs Yusuf
Communication & Language Personal Social Emotional Development	Literacy	Maths
Your child is learning:	Your child is learning:	Your child is learning:
<p>To listen to stories with attention and to talk about what is happening in the story.</p> <p>To talk about key events from a story.</p> <p>To retell the story through actions or using objects.</p> <p>To talk about their own likes and dislikes.</p> <p>To talk about our own experiences.</p>	<p>To give meaning to the marks they have made.</p> <p>To mark make about their likes and dislikes.</p> <p>To talk about our own experiences.</p>	<p>To say some shape names</p> <p>To look at shapes</p> <p>To notice simple shapes and patterns in pictures.</p>
ACTIVITY	ACTIVITY	ACTIVITY
 <p>Take another look at the story Millie Shares, what does Millie not want to share? How does Millie feel?</p> <p>Do you have a favourite toy? What toys do you like to choose at nursery? Do you like to share your toys?</p>	<p>Mark make about the story Millie Shares, what does Millie not want to share? How do her friends feel?</p> 	<p>What shapes can you see?</p> <p>Have a listen to the shape song, are any the shapes the same as the picture?</p> 

How can I help my child?	How can I help my child?	How can I help my child?
<p>Encourage children to take the lead when talking about the story.</p> <p>If the child can not recall all the events from the story praise them on the parts they do remember.</p> <p>Model sentences to your child, "Millie does not like to share her monkey."</p> 	<p>Try not to paint or draw for your child. Ask them about the marks they make.</p> <p>At this age, children's drawings are not clear and they may just make lines and some shapes like this.</p>  <p>That's fine! Praise your child and ask them to tell you about their marks.</p> <p>When they are in Nursery, children are still developing their pencil grip. Don't worry if your child uses a pen or pencil like this child.</p> 	<p>Talk to your child about the shapes, are they big? How many sides? Are they long sides or short sides? Does it go all the way around?</p> <p>Model the language to your child, "this shape goes all the way around, i wonder if it is a circle?"</p> <p>While walking around your home talk about the shapes you can see, "the clock looks like a circle"</p> 

In addition to the above activities, play is very important for your child's learning. [Click here for some ideas to help you with this.](#)

Every day, encourage your child to select and play with the toys they choose for at least 2 hours, play alongside them and comment on what they are doing eg “the car is going over the bridge”

Play with your child but let them be in charge of the play.

Use [exercise videos](#) like this, to help your child stay active.

At nursery, at the end of each day we follow [Monkey Yoga](#) or [Cosmic Kids](#) . We use this time to focus on our breathing and reflect on all the fun activities we did at nursery.

Limit the time your child spends on electronic devices and always monitor what your child is accessing online.

Read a variety of stories with your child, use your finger to follow the flow of the words, take a look at [Booktrust](#) for a variety of stories to read online.

It is important to remember that children learn through play, and by following their own interests. Give your child choices and play with them!

