



## William Davies Primary School Daily Learning Plan

Please do these activities at a time suitable for you and your child.

**We repeat and revisit activities to ensure children are confident with their learning.**

**Don't forget share your work, email it to: [photos@williamdavies.newham.ac.uk](mailto:photos@williamdavies.newham.ac.uk)**

**We will be having a Zoom sing along this Friday at 10.30 am.**

**You will receive a message with details of how to join. If you do not receive the message, please contact the school. Please join with your child, it's a wonderful opportunity for them to meet their teachers and friends.**

<b>Learning for:</b> Thursday 11th February 2021	<b>Class:</b> Nursery	<b>Teacher(s):</b> Mr Woodward / Mrs Yusuf
<b>Communication &amp; Language Personal Social Emotional Development</b>	<b>Literacy</b>	<b>Maths</b>
<b>Your child is learning:</b>	<b>Your child is learning:</b>	<b>Your child is learning:</b>
<ul style="list-style-type: none"> <li>To listen to stories with attention and to talk about what is happening in the story.</li> <li>To talk about key events from a story.</li> <li>To talk about their own likes and dislikes.</li> <li>To talk about our own experiences.</li> <li>To talk about similarities and differences</li> </ul>	<ul style="list-style-type: none"> <li>To give meaning to the marks they have made.</li> <li>To talk about our own experiences.</li> </ul>	<ul style="list-style-type: none"> <li>Number names and 1 to 1 counting.</li> <li>To count small groups of objects (1-3, 1-5).</li> <li>To say the number names in order.</li> <li>To join in with counting songs and rhymes.</li> </ul>
<b>ACTIVITY</b>	<b>ACTIVITY</b>	<b>ACTIVITY</b>

Today we are looking at celebrations  
Watch these videos of children celebrating different festivals. Click on each link and watch different ways people celebrate their festival or celebration.

[Vaisakhi / Diwali](#)

[Ramadan / Eid Al -Fitr](#)

[Hanukkah/ Chinese New Year](#)

[Christmas](#)

I wonder what special celebrations were being celebrated in the videos? Tell your grown up

I wonder which festival you celebrate? Maybe you celebrate more than one festival?

Do you wear special clothes and eat special foods? Tell your grown up

Was anything the same as your celebration? Was anything different? I wonder if the people in the videos wore special clothes? Like the children from around the world. Tell your grown up

Watch and listen to stories in other languages

Punjabi- [Wise Little Hen](#)

Gujarati- [The Crow and the Bird](#)

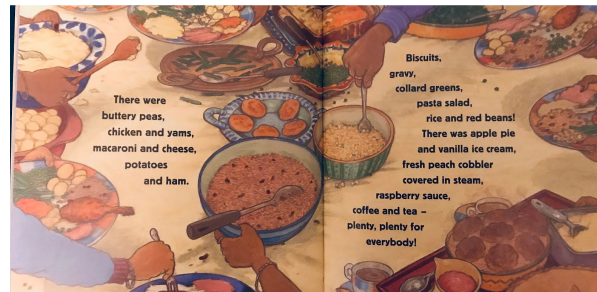
English- [Mei Ling's Hiccups](#)

Read a story in Urdu [Mei Ling's Hiccups](#)

Providing pens, pencils, paper, card, crayons or felt tips. Mark make about your special celebration or festival.

You can draw the special foods that you eat on a special occasion. Can you remember the food Gran gran cooked when all the family came round for sunday dinner.


From the story [Full, Full, Full of Love](#) read the story with your grown up.



All the yummy food Gran cooked



Choose some counting songs from below to sing with your child. [Counting songs](#)




Use your fingers to count and encourage your child to copy your actions, whilst singing the songs.




### Play a game with your child:

Using bowls and objects from around the home e.g pegs, stones or beans put quantities from 1 to 5 in each of the bowls and turn them over, use 1:1 counting to see how many objects are hiding under each bowl. Remember to add an empty bowl to represent the number "0".

Can you help Ms Yusuf [count how many objects are hiding under each bowl](#)



Swap the bowls around and have another turn and see if you can count how many objects are hiding under each bowl. Grown ups you can have a turn too!

<p>Singing with Jenny  <a href="#">Dippidu</a>  <a href="#">B-I-N-G-O</a>  <a href="#">I Can Sing a Rainbow</a></p>		<p><a href="#">GOODBYE NURSERY</a> from Ms Yusuf</p>
<p>How can I help my child?</p>	<p>How can I help my child?</p>	<p>How can I help my child?</p>
<p>Encourage children to take the lead when talking about their experiences or the videos.</p> <p>Comment on what you can see in the pictures. Ask your child what they can see in the pictures, and what they think is happening.</p> <p>Talk to your child about their experiences of celebrating?</p> <p>Talk to your child about the parts of the video you enjoyed.</p> <p>When you ask your child a question, give them plenty of time to think and reply.</p>	<p>Try not to paint or draw for your child. Ask them about the marks they make. As they tell you about their marks, write down what they say.</p> <p>At this age, children’s drawings are not clear and they may just make lines and some shapes like this.</p>  <p>That’s fine! Praise your child and ask them to tell you about their marks.</p>  <p>When they are in Nursery, children are still developing their pencil grip. Don’t worry if your child uses a pen or pencil like this child.</p>	<p>Help your child practise showing the different numbers to 5 on their fingers. Children may find this a little tricky at first because they are still developing their finger strength.</p>  <p>Count objects around the home, touch each object as you count and say one number name as you touch each object. Children in Nursery are beginning to learn the number names so don't worry if they forget the order!</p>

In addition to the above activities, play is very important for your child's learning. [Click here for some ideas to help you with this.](#)

Every day, encourage your child to select and play with the toys they choose for at least 2 hours, play alongside them and comment on what they are doing eg “the car is going over the bridge”

Play with your child but let them be in charge of the play.

Use [exercise videos](#) like this, to help your child stay active.

At nursery, at the end of each day we follow [Monkey Yoga](#). We use this time to focus on our breathing and reflect on all the fun activities we did at nursery.

Limit the time your child spends on electronic devices and always monitor what your child is accessing online.

Read a variety of stories with your child, use your finger to follow the flow of the words, take a look at [Booktrust](#) for a variety of stories to read online.



