



William Davies Primary School Daily Learning Plan




Please do these activities at a time suitable for you and your child.

We repeat and revisit activities to ensure children are confident with their learning.

Don't forget share your work, email it to: photos@williamdavies.newham.ac.uk

Learning for: Monday 8th February 2021	Class: Nursery	Teacher(s): Mr Woodward / Mrs Yusuf
Communication & Language Personal Social Emotional Development	Literacy	Maths
Your child is learning:	Your child is learning:	Your child is learning:
<p>To listen to stories with attention and to talk about what is happening in the story.</p> <p>To talk about key events from a story.</p> <p>To retell the story through actions or using objects.</p> <p>To talk about their own likes and dislikes.</p> <p>To talk about our own experiences.</p> <p>To talk about similarities and differences</p>	<p>To give meaning to the marks they have made.</p> <p>To talk about our own experiences.</p>	<p>Number names and 1 to 1 counting.</p> <p>To count small groups of objects (1-3, 1-5).</p> <p>To say the number names in order.</p> <p>To join in with counting songs and rhymes.</p>
ACTIVITY	ACTIVITY	ACTIVITY

Listen with your child to the story [So Much](#)



Watch again, and pause the story to talk about what is happening.

Talk about what is happening in the story.

I wonder why lots of people are coming to visit today?

I wonder who came to visit in the story?

Tell your grown up

Uncle Didi, Auntie Biba, Cousin Kay Kay and big cousin Ross and Gran-Gran and Nannie.

Is it a special occasion? I wonder what they are celebrating? Tell your grown up

Talk to your child about times when they have visited a relative or friend's house, or when you have had visitors at your house.

Talk about the people in the story. Who visits them or who does your child visit on special occasions?

[Goodbye from Ms Yusuf](#)

Providing pens, pencils, paper, card, crayons, felt tips or salt in a tray, mark make about the story So Much. Who came to the house? Why did everyone come round? What kind of celebration did they have?



Salt on a tray

This activity will help develop your child's finger strength: Using a plate, tray or a box, fill it with flour, salt, rice or lentils.

Use your fingers to mark make. Can you make zig zags, dots, wiggles or swirls?



Mark making in salt.

Talk to your child about the marks they make.

Join in with some counting songs with Ms Yusuf and Mr Woodward.

[Two Little Dickie Birds](#)

[Five Little Ducks](#)

[Five Little Men in a Flying Saucer](#)




[Baa Baa Black Sheep](#)

What numbers did you hear in our counting songs?



Count some [Buttons](#) with Mr Woodward. What numbers did you hear?



How can I help my child?	How can I help my child?	How can I help my child?
<p>Encourage children to take the lead when talking about their experiences or the story.</p> <p>If the child can not recall all the events from the story praise them on the parts they do remember.</p> <p>Comment on what you can see in the pictures. Ask your child what they can see in the pictures, and what they think is happening.</p> <p>Talk to your child about the parts of the story you enjoyed.</p> <p>When you ask your child a question, give them plenty of time to think and reply.</p>	<p>Try not to paint or draw for your child. Ask them about the marks they make. As they tell you about their marks, write down what they say.</p> <p>At this age, children's drawings are not clear and they may just make lines and some shapes like this.</p>  <p>That's fine! Praise your child and ask them to tell you about their marks.</p>  <p>When they are in Nursery, children are still developing their pencil grip. Don't worry if your child uses a pen or pencil like this child.</p>	<p>Help your child practise showing the different numbers to 5 on their fingers. Children may find this a little tricky at first because they are still developing their finger strength.</p>  <p>Count objects around the home, touch each object as you count and say one number name as you touch each object. Children in Nursery are beginning to learn the number names so don't worry if they forget the order!</p>

In addition to the above activities, play is very important for your child's learning. [Click here for some ideas to help you with this.](#)

Every day, encourage your child to select and play with the toys they choose for at least 2 hours, play alongside them and comment on what they are doing eg “the car is going over the bridge”

Play with your child but let them be in charge of the play.

Use [exercise videos](#) like this, to help your child stay active.

At nursery, at the end of each day we follow [Monkey Yoga](#). We use this time to focus on our breathing and reflect on all the fun activities we did at nursery.

Limit the time your child spends on electronic devices and always monitor what your child is accessing online.

Read a variety of stories with your child, use your finger to follow the flow of the words, take a look at [Booktrust](#) for a variety of stories to read online.



