



## William Davies Primary School Daily Learning Plan



Please do these activities at a time suitable for you and your child.


**We repeat and revisit activities to ensure children are confident with their learning.**

**Don't forget share your work, email it to: [photos@williamdavies.newham.ac.uk](mailto:photos@williamdavies.newham.ac.uk)**

| Learning for: Friday 5th February 2021  | Class: Nursery   | Teacher(s): Mr Woodward / Mrs Yusuf  |
|---|--|--|
| <b>Communication &amp; Language<br/>Personal Social Emotional Development</b>   | <b>Literacy</b>  | <b>Maths</b>   |
| <b>Your child is learning:</b>  | <b>Your child is learning:</b>   | <b>Your child is learning:</b>   |
| To listen to stories with attention and to talk about what is happening in the story.<br>To talk about key events from a story.<br>To retell the story through actions or using objects.<br>To talk about their own likes and dislikes.<br>To talk about our own experiences.<br>To talk about similarities and differences | To give meaning to the marks they have made.<br>To mark make about their likes and dislikes.<br>To talk about our own experiences. | Number names and 1 to 1 counting.<br>To say some number names.<br>To say some shape names.<br>Notice simple shapes and patterns in pictures. |
| <b>ACTIVITY</b>   | <b>ACTIVITY</b>  | <b>ACTIVITY</b>  |

Have another listen to the story, [Full, Full, Full of Love](#). How do you help at home? What do you enjoy helping with? Who helps you at home? Is anything the same as in the story, that you do at home?

[Full, Full, Full of Love](#), read along.



This week we are also going to look at different feelings. Today's story is called, [Meesha Makes Friends](#). How do you feel today?

Read along with [Meesha Makes Friends](#).



Providing pens, pencils, paper, card, crayons, felt tips or salt in a tray, mark make about how you join in and help at home? Who helps you? What do you like to help with, or what do you not like helping with?



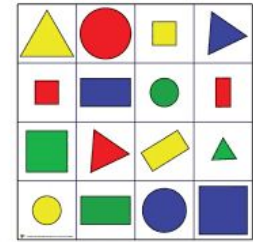
Using a plate, tray or a box, fill it with salt. Again, using your fingers to mark make. Can you make zig zags, dots, wiggles or swirls?



[Mark making in salt.](#)



Matching [shapes](#) with Mr Woodward. What shapes did you see? Using old magazines, paper or pieces of card, make your own matching shapes game.





Have a listen to the [Shape Song](#) song.

Counting [Buttons](#) with Mr Woodward. What numbers did you hear? Using objects around the home, can you count along?



Listen to the counting story [10 Little Princesses](#). What numbers do you hear?

Listen to the story [Hide-a-Saurus](#). What numbers do you hear?



How can I help my child?

Encourage children to take the lead when talking about their experiences or the story.

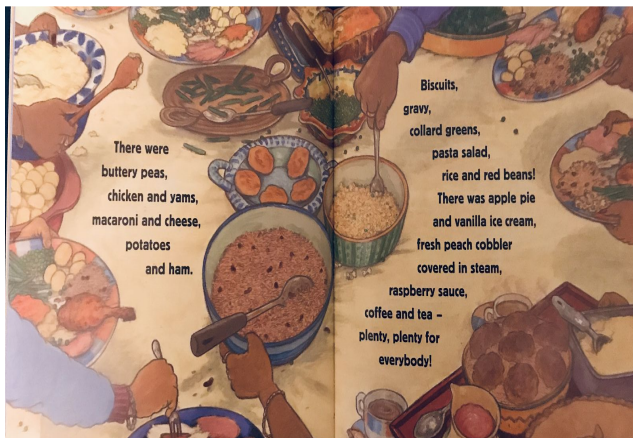
If the child can not recall all the events from the story praise them on the parts they do remember.

Model sentences to your child, "JayJay was hungry", "cousins and aunties came to the house and they ate lots of yummy food".

Join in the story with your child. Comment on what is happening.

Comment on what is happening in the pictures.

Talk to your child about the parts of the story you enjoyed.



How can I help my child?

Try not to paint or draw for your child. Ask them about the marks they make. As they tell you about their marks, write down what they say.

At this age, children's drawings are not clear and they may just make lines and some shapes like this.



That's fine! Praise your child and ask them to tell you about their marks.



When they are in Nursery, children are still developing their pencil grip. Don't worry if your child uses a pen or pencil like this child.

When children play with playdough they are building up strength in their arms, wrist, hands and fingers. The act of squishing, rolling, flattening, poking, squeezing and pinching can help your child to develop the muscles needed to to write at a later stage.

[Playdough](#) recipe.




How can I help my child?

Help your child practise showing the different numbers to 5 on their fingers. Children may find this a little tricky at first because they are still developing their finger strength.



Count objects around the home, touch each object as you count and say one number name as you touch each object. Children in Nursery are beginning to learn the number names so don't worry if they forget the order!



In addition to the above activities, play is very important for your child's learning. [Click here for some ideas to help you with this.](#)

Every day, encourage your child to select and play with the toys they choose for at least 2 hours, play alongside them and comment on what they are doing eg “the car is going over the bridge”

Play with your child but let them be in charge of the play.

Use [exercise videos](#) like this, to help your child stay active.

At nursery, at the end of each day we follow [Monkey Yoga](#). We use this time to focus on our breathing and reflect on all the fun activities we did at nursery.

Limit the time your child spends on electronic devices and always monitor what your child is accessing online.

Read a variety of stories with your child, use your finger to follow the flow of the words, take a look at [Booktrust](#) for a variety of stories to read online.

All that I can, I will!



How do you feel today?



