



William Davies Primary School Daily Learning Plan



Please do these activities at a time suitable for you and your child.

We repeat and revisit activities to ensure children are confident with their learning.


Don't forget share your work, email it to: photos@williamdavies.newham.ac.uk

We will be having a Zoom sing along today at 10.30 am.

You will receive a message with details of how to join. If you do not receive the message, please contact the school. Please join with your child, it's a wonderful opportunity for them to meet their teachers and friends.

Learning for: Friday 12th February 2021	Class: Nursery	Teacher(s): Mr Woodward / Mrs Yusuf
Communication & Language Personal Social Emotional Development	Literacy	Maths
Your child is learning:	Your child is learning:	Your child is learning:
To listen to stories with attention and to talk about what is happening in the story. To talk about key events from a story. To retell the story through actions or using objects. To talk about their own likes and dislikes. To talk about our own experiences. To talk about similarities and differences	To give meaning to the marks they have made. To talk about our own experiences.	Number names and 1 to 1 counting. To count small groups of objects (1-3, 1-5, 1-10). To say the number names in order. To join in with counting songs and rhymes.
ACTIVITY	ACTIVITY	ACTIVITY

Watch and listen to Ms Yusuf reading [We're Different, We're the Same](#)



Watch [We're Different, We're the Same](#) again, pause the video and talk about the differences and similarities you can see. (Skin colour, face, nose or hair)

Focus on the differences your child can see then focus on the similarities your child can see.

"I wonder what are the different things we can see in the story?"

"I wonder what are the same things we can see in this story?"

Listen to another story [All Are Welcome](#).



Listen to songs in different languages:

Hindi - [Baa baa black sheep](#)

English- [Baa baa black sheep](#)

Bengali- [Five Little Ducks](#)

English- [Five Little Ducks](#)

German- [Two Little Dickie Birds](#)

English- [Two Little Dickie Birds](#)

Pashto- [Finger Family](#)

English - [Finger Family](#)

I wonder which song you recognised? Tell your grown up

Have fun making [playdough](#) and join in with the [playdough gym](#).



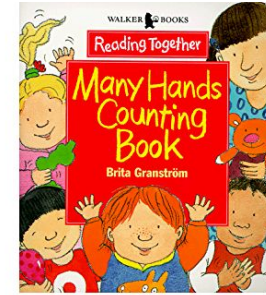
Making playdough- give your child the ingredients and let them experiment. Ask them how does it feel/ smell? If they add too much water- ask them what they think they need to do.



When children play with playdough they are actually building up strength in their arms, wrist, hands and fingers. The act of squishing, rolling, flattening, poking, squeezing and pinching, patting and kneading can help your child to develop the muscles needed to to write at a later stage.

Watch and Listen to Ms Yusuf reading [Many Hands Counting](#)

Can you help Ms Yusuf count all the little hands.



Watch and listen again [Many Hands Counting](#), pause the video and count how many hands your child can see?

I wonder what number can you hear?

I wonder how many hands you can see in this picture?

Do you know any counting songs? Tell your grown up



Join in with some counting songs with Ms Yusuf and Mr Woodward.




[Two Little Dickie Birds](#)

[Five Little Ducks](#)

[Five Little Men in a Flying Saucer](#)

Do you know other counting songs?

Tell your grown up

<p>Goodbye Nursery See you after the holidays have a fun half-term</p>		
<p>How can I help my child?</p>	<p>How can I help my child?</p>	<p>How can I help my child?</p>
<p>Encourage children to take the lead when talking about their experiences or the videos.</p> <p>Comment on what you can see in the pictures. Ask your child what they can see in the pictures, and what they think is happening.</p> <p>Talk to your child about their experiences.</p> <p>Talk to your child about the parts of the videos you enjoyed.</p> <p>When you ask your child a question, give them plenty of time to think and reply.</p>	<p>Try not to paint or draw for your child. Ask them about the marks they make. As they tell you about their marks, write down what they say.</p> <p>At this age, children’s drawings are not clear and they may just make lines and some shapes like this.</p>  <p>That’s fine! Praise your child and ask them to tell you about their marks.</p>  <p>When they are in Nursery, children are still developing their pencil grip. Don’t worry if your child uses a pen or pencil like this child.</p>	<p>Help your child practise showing the different numbers to 5 on their fingers. Children may find this a little tricky at first because they are still developing their finger strength.</p>  <p>Count objects around the home, touch each object as you count and say one number name as you touch each object. Children in Nursery are beginning to learn the number names so don't worry if they forget the order!</p>

In addition to the above activities, play is very important for your child's learning. [Click here for some ideas to help you with this.](#)
Every day, encourage your child to select and play with the toys they choose for at least 2 hours, play alongside them and comment on what they are doing eg “the car is going over the bridge”

Play with your child but let them be in charge of the play.

Use [exercise videos](#) like this, to help your child stay active.

At nursery, at the end of each day we follow [Monkey Yoga](#). We use this time to focus on our breathing and reflect on all the fun activities we did at nursery.

Limit the time your child spends on electronic devices and always monitor what your child is accessing online.

Read a variety of stories with your child, use your finger to follow the flow of the words, take a look at [Booktrust](#) for a variety of stories to read online.



