



William Davies Primary School

Daily Learning Plan

Please do these activities at a time suitable for you and your child.

IMPORTANT: At the end of every day, click [this link](#) to show your child has completed all the activities.

William Davies Primary School Daily Learning Plan	Learning for: Wednesday 24th February 2021	Class: Year 1	Teacher(s): Ms Islam, Ms Frempong and Ms Salim
Phonics	Maths	English	Science
Learning Goal	Learning Goal	Learning Goal	Learning Goal
I am learning to read.	I am learning that a digit represents tens and ones.	I am learning to use time conjunctions.	I am learning to draw and discuss different kinds of weather. I am beginning to match the weather to the season.
ACTIVITY	ACTIVITY	ACTIVITY	ACTIVITY
<p><u>Ms Salim and Ms Kushta's group:</u> Please watch this video for today's lesson.</p> <p>Click here to view your phonics book. Click here to view your phonics book bag book. Click here to practice your new set 2 sound (ar - start the car).</p> <p><u>Ms Dhutti's group:</u> Please watch this video for today's lesson.</p> <p>Click here to view your phonics book. Click here to view your phonics book bag book.</p>	<ol style="list-style-type: none"> Arrange the numbers in order. Answer the following: <ul style="list-style-type: none"> ● $2 + 2 =$ ● $15 + 3 =$ ● $11 - 9 =$ ● $20 - 0 =$ How many dots are there? Today we are learning about place value. Watch this video to find out more. Only watch up to 3 minutes and 18 seconds. Write down the number for how many chocolates you can see. 	<ol style="list-style-type: none"> Fill the blanks by using the verbs from the pink box. Complete the last five questions (11-15). Circle the imperative verbs: <ul style="list-style-type: none"> ● Cut ● Red ● Find ● Window ● Flower Use the time conjunctions at the bottom of the page to fill the blank. 	 <p>Winter is ending and Spring is arriving. I can already notice flowers blooming and the weather changing.</p> <p>First, read this weather poem to help you to start thinking about how the weather changes through the seasons.</p>

Ms Islam's group:

Please watch this [video](#) for today's lesson.

Click [here](#) to view your phonics book.

Click [here](#) for your phonics book bag book.

Click [here](#) to practice your new set 3 sound (u-e - huge brute).

Count the chocolates.
How many tens and how many ones are there?



6. Let's learn together now - watch this [video](#).

7. Look at the examples on these worksheets to help you complete them.


[Worksheet 1](#)

[Worksheet 2](#)

[Worksheet 3](#)

[Worksheet 4](#)

4. Watch this [video](#) for story time with Mrs Hyde. Enjoy!



Here are some questions to think about:

Activity 1:

Draw a picture and/or write some sentences to answer the questions.

- What is the weather like today?
- What was the weather like yesterday?
- Can you remember what the weather was like when we were at school?

Activity 2:

Watch this video about different kinds of weather [click here](#)

Write a list of as many different types of weather as you can. You can draw a picture too if you want.

Finally: Click [here](#) to find out about the weather for the rest of the week.

What weather do we have to look forward to?

How to help my child

How to help my child

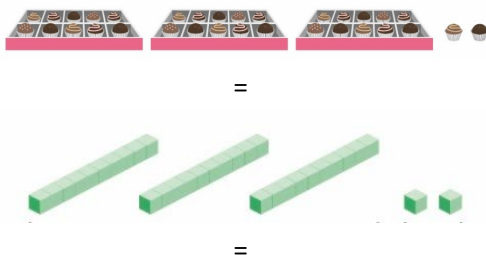
How to help my child

How to help my child

Listen to your child read. Encourage them to engage with the teacher whilst watching the videos.

Remember they can always use the speed sounds in their reading record to practice the sounds at any time!

Watch the videos with your child. Explain to your child that 32 is being represented here in different ways:



Talk to your child about whether they remember using imperative verbs last term. Go through their instructional writing (about the sandwich) and find the imperative verbs they used. Encourage your child to say the sentence out loud before writing the time conjunction.

Promote your child's curiosity and thinking skills by asking them questions and answering their questions about what they see in their environment and changes that occur over time. Maybe you could monitor the weather with your child daily and record it.

tens	ones
3	2

$$= 32$$

You can use objects at home to explain this as well. You can draw dienes.

In addition to the above activities, exercise is very important for your child's health and wellbeing.

Limit the time your child spends on electronic devices and always monitor what your child is accessing online.

Please don't forget to complete the 'Daily Response' form each day and send pictures to the school email - photos@williamdavies.newham.sch.uk

You can also share your child's work on Google Classroom. The login details are inside their school reading records.