








Learning for: Wednesday 24th February 2021	Class: Reception	Teacher(s): Ms Rawan, Ms Frempong and Ms Salim	
Phonics	Maths	Literacy	Creative
Your child is learning:	Your child is learning:	Your child is learning:	Your child is learning:
To recognise the letter sounds. To say the sounds accurately. To write the sounds. To blend sounds to make a word. To read and write sentences.	To recognise and order numerals 1 and 10. To touch and count objects - one number name for each object. To say number names in order 1 - 10. To begin to use a ten frame.	To write a message to a friend.	To explore materials and art techniques. To sing songs.
ACTIVITY	ACTIVITY	ACTIVITY	ACTIVITY
<p>Ms Rawan's phonics group, the Owls, please watch this video. You will be learning the 'sh' sound. Click to view the sound, practise reading and here writing.</p> <p>Mrs Salim's groups the 'Parrots and the Robins' please watch this video. You will be learning pre-ditties. Click here to view the pre-ditty. Practise with your grown up.</p> <p>Mrs Salim's group the 'Eagles' please watch this video. You are now learning</p>	<p>Yesterday was Tuesday, today is _____ and tomorrow will be _____. Sing the Days of the Week to help you remember.</p> <p>Here are some songs to support your child to say number names in order 1, 2, 3, 4, 5. Once I caught a fish alive 1 tomato, two tomatoes</p> <p>Ordering numbers to 10 First, watch today's video Week 1 - session 3 where you will be using your 1:1 counting to find out: How many counters there are</p>	<p>1. Listen to the story Millie Shares again</p>  <p>Millie's favourite toy is monkey and she has trouble sharing it with friends, but then she realises sharing is fun!</p>	<p>1. Enjoy singing along and copy the actions to If you're happy and you know it</p>  <p>2. Learn how to make a hand puppet, all you need is some paper! You can then use your puppet to play.</p>

<p>Ditty books. Click here to view your phonics book. Please read to your grown up. Click here to view your book bag book. Please read to your grown up.</p>	<p>altogether in the ten frame - (pause video when your child is counting these bigger numbers). The next part is placing numerals 1 to 10 in order.</p> <p>It's now your turn to try this activity Or spend some time making your own numeral cards and then place them in order.</p> 	<p>What is your favorite toy in our reception class? What are you looking forward to playing with once we are back to school? Would you share this toy with a friend? Who would you share with and why? Watch this video Ms Rawan has a special task for you.</p> <p>Draw a picture of your favourite toy and write a message to your friend with who you would like to share the toy.</p>	<p>Adapt the puppet, it does not have to look like the one from the video- use your imagination and get creative.</p> 
<p>How can I help my child?</p>	<p>How can I help my child?</p>	<p>How can I help my child?</p>	<p>How can I help my child?</p>
<p>Watch the video with your child and encourage them to engage with Mrs Salim. Pause the video when necessary and then continue.</p> <p>Listen to your child read.</p> <p>Phonics is an important tool that will help your child to read and write.</p> <p>Here is the order of the sounds . When writing with your child, especially for their literacy activities it is helpful to use this chart to refer to for letter</p>	<p>Video - Pause the video frequently - this gives your child enough time to respond to the questions.</p> <p>Incorporate counting into your child's day by counting everything! How many plates/spoons/forks do we need? How many steps to climb the stairs?How many pieces of fruit in the bowl?</p> <p>Sing counting songs Counting songs, like 1. 2. 3. 4. 5...Once I caught a fish alive, can help your child to have fun with numbers.</p>	<p>Watch all the videos with your child. Encourage them to engage with the adult. Pause the video so that your child has enough time to take in the information and answer any questions.</p>	<p>Join in with your child, show them that being creative is just as important as any other learning. Young children need creative opportunities to develop a variety of skills. Try and make this fun and playful, your child will be missing creative play that they would have been receiving daily in class.</p> <p>Singing helps develop children' speaking and vocabulary.</p> <p>Encourage your child to get active.</p>

formation.



Practice counting forwards and backwards - numbers 1 to 20.

Recognising number

Encourage your child to look out for numbers all the time.

Can your child see the number 2 anywhere?

Sharing - Encourage your child to share objects - 1 piece of fruit each, 2 crackers each, 5 grapes each etc.

In addition to the above activities, play is very important for your child's learning. [Click here for some ideas to help you with this.](#)

Every day, encourage your child to select and play with the toys they choose for at least 2 hours.

Play with your child but let them be in charge of the play.

Use [exercise videos](#) like this, to help your child stay active.

Limit the time your child spends on electronic devices and always monitor what your child is accessing online.

Please don't forget to complete the 'Daily Response' form and send pictures to the school email - photos@williamdavies.newham.sch.uk