



Daily Learning Plan

Please do these activities at a time suitable for you and your child.

IMPORTANT: At the end of every day, click [this link](#) to show your child has completed all the activities.

Learning for: Monday 22nd February 2021	Class: Reception	Teacher(s): Ms Rawan, Ms Frempong and Ms Salim	
Phonics	Maths	Literacy	Creative
Your child is learning:	Your child is learning:	Your child is learning:	Your child is learning:
To recognise the letter sounds. To say the sounds accurately. To write the sounds. To blend sounds to make a word. To read and write sentences.	To represent numbers using fingers and objects. To say number names in order 1 - 10. To recognise numerals 9 and 10. To combine two groups of objects to find out 'how many altogether?' To begin to use a ten frame.	To talk about their holiday. To draw a picture about their holiday. To write about their holiday using phonetic knowledge.	To explore materials and art techniques. To sing songs.
ACTIVITY		ACTIVITY	ACTIVITY
Ms Rawan's phonics group, the Owls , please watch this video . You will be learning the 'h' sound. Click to view the sound, practise reading and here writing. Mrs Salim's groups the 'Parrots and the Robins' please watch this video . You will be learning pre-ditties. Click here to view the pre-ditty. Practise with your grown up.	Yesterday was Sunday , today is _____ and tomorrow will be _____. Sing the Days of the Week to help you remember. Here are some songs to support your child to say number names in order and to practice taking 1 object away and saying the new total. Ten fat sausages Ten green bottles Ten in the bed	1. Welcome back everyone! I hope that you all had a restful and fun half term holiday. Watch this video Ms Rawan will tell you about her holiday, and can you help her write about her holiday. Now, talk to your grown up about all the things that you enjoyed doing during this holiday. Draw a picture of this and write a sentence.	1. Listen to Jenny singing the story Brown Bear, Brown Bear what do you see? Can you join in, what do you see?

Mrs Salim's group the 'Eagles' please watch this [video](#) . You are now learning Ditty books. Click [here](#) to view your phonics book. Please read to your grown up. Click [here](#) to view your book bag book. Please read to your grown up.

Representing and sorting 9 and 10

First, watch today's video [Week 1 - session 1](#). You will first play a game where you have to show different numbers using your fingers. Then join in with the learning on the video where you will be recognising groups of 9 or 10 objects.

Next - It is time to make groups of 9 and 10 and go on a Number Hunt!

[Activity](#)

Use different objects around your home or garden to make groups of 9 and 10. I'm curious as to what objects you may use. As an extra challenge see if you can spot the numerals 9 and 10.





Online activities to continue to support counting

[Ten frame activities](#)

Owls- Help your grown up write your sentence by telling them which sounds you can hear in a word. Have a go at writing the sounds that you know.
Parrots and Robins- Have a go at writing your sentences. Your grown up can help you a little.

Eagles- Have a go at writing your sentence independently and then read it to your grown up.

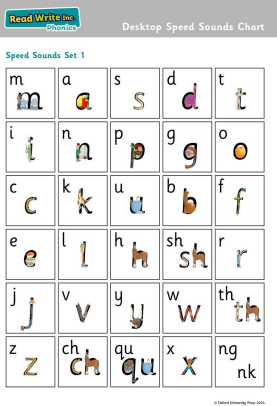
2. We have storytime with a special guest today, I wonder who it could be? Watch this [video](#) to listen to 'The snail and the Whale'



2. Go for a walk outside in your local area, what do you see on your journey? Can you draw a picture of all the things you see?

If you cannot go outside for a walk, walk around your house, what do you see? Can you draw a picture of all the things you see?

If you are feeling creative, collect bits and pieces from around your house to make these pictures.

How can I help my child?	How can I help my child?	How can I help my child?	How can I help my child?
<p>Watch the video with your child and encourage them to engage with Mrs Salim. Pause the video when necessary and then continue.</p> <p>Listen to your child read.</p> <p>Phonics is an important tool that will help your child to read and write.</p> <p>Here is the order of the sounds . When writing with your child, especially for their literacy activities it is helpful to use this chart to refer to for letter formation.</p> 	<p>Video - Pause the video frequently - this gives your child enough time to respond to the questions.</p> <p>Incorporate counting into your child's day by counting everything! How many plates/spoons/forks do we need? How many steps to climb the stairs? How many pieces of fruit in the bowl?</p> <p>Sing counting songs Counting songs, like 1, 2, 3, 4, 5...Once I caught a fish alive, can help your child to have fun with numbers.</p> <p>Practice counting forwards and backwards - numbers 1 to 20.</p> <p>Recognising number Encourage your child to look out for numbers all the time. Can your child see the number 2 anywhere?</p> <p>Sharing - Encourage your child to share objects - 1 piece of fruit each, 2 crackers each, 5 grapes each etc.</p>	<p>Watch all the videos with your child. Encourage them to engage with the adult. Pause the video so that your child has enough time to take in the information and answer any questions.</p>	<p>Join in with your child, show them that being creative is just as important as any other learning. Young children need creative opportunities to develop a variety of skills. Try and make this fun and playful, your child will be missing creative play that they would have been receiving daily in class.</p> <p>Singing helps develop children' speaking and vocabulary.</p> <p>Encourage your child to get active.</p>

In addition to the above activities, play is very important for your child's learning. [Click here for some ideas to help you with this.](#)

Every day, encourage your child to select and play with the toys they choose for at least 2 hours.

Play with your child but let them be in charge of the play.

Use [exercise videos](#) like this, to help your child stay active.

Limit the time your child spends on electronic devices and always monitor what your child is accessing online.

Please don't forget to complete the 'Daily Response' form and send pictures to the school email - photos@williamdavies.newham.sch.uk