








William Davies Primary School

Daily Learning Plan

Please do these activities at a time suitable for you and your child.

IMPORTANT: At the end of every day, click [this link](#) to show your child has completed all the activities.

William Davies Primary School Daily Learning Plan	Learning for: Friday 12th February 2021	Class: Year 1	Teacher(s): Ms Islam, Ms Frempong and Ms Salim
Phonics	Maths	English	Music
Learning Goal	Learning Goal	Learning Goal	Learning Goal
I am learning to read.	I am learning to measure height and length of items using parts of the body.	I am learning to write a book review.	I am learning to sing a range of songs. I am learning to increase my understanding of different instrument sounds.
ACTIVITY	ACTIVITY	ACTIVITY	ACTIVITY
<p>Ms Salim and Ms Kushta's group: Please watch this video for today's lesson.</p> <p>Click here to view your phonics book. Click here to view your phonics book bag book. Click here to practice your new set 2 sound (oo - look at a book).</p> <p>Ms Dhutti's group: Please watch this video for today's lesson.</p> <p>Click here to view your phonics book. Click here to view your phonics book bag book.</p> <p>Ms Islam's group:</p>	<p>1. Complete these one more/one less questions.</p> <p>2. Pick a shape to complete the pattern.</p> <p>Pick a shape to complete each pattern.</p> <p>(a) </p> <p>(b) </p> <p></p> <p>3. Which parts of our body can we use to measure the length of this sofa?</p>	<p>1. Read this short text and answer the looking questions. <i>(Please zoom into the text if you can't read it properly).</i></p> <p>2. Use the picture to help you fill in the blanks.</p> <p>3. Today you're going to be writing a book review. A book review tells you a tell bit about the story and it helps other people decide if they want to read it. Choose one of these templates to write your review of The Man on the Moon.</p>	<p>Today is Friday so that means it's time for our music lesson!</p> <p>First we are going to listen to Jenny perform a story that you may already know, Brown Bear, Brown Bear, What do you see? Do you remember listening to this story in Nursery?</p> <p>Link</p> 

<p>Please watch this video for today's lesson.</p> <p>Click here to view your phonics book.</p> <p>Click here for your phonics book bag book.</p> <p>Click here to practice your new set 3 sound (o-e - phone home).</p>	 <p>4. First, check if you suggested the same body parts as Sam. Then, go and measure your sofa. <i>If you're in school, measure the table instead.</i></p> <p>5. Complete this question, then measure the carpet or a rug at home/school.</p> <p>6. Fill in this table by measuring three objects in your house/school.</p>	 <p>4. Enjoy today's story time with Mrs Hyde!</p>	<p>Next...</p> <p>Listen to Pete perform and then join in with the activities. Click here for the video.</p> 
<p>How to help my child</p>	<p>How to help my child</p>	<p>How to help my child</p>	<p>How to help my child</p>
<p>Listen to your child read. Encourage them to engage with the teacher whilst watching the videos.</p> <p><i>Remember they can always use the speed sounds in their reading record to practice the sounds at any time!</i></p>	<p>Examples of objects that could be measured: table, bed, radiator, whiteboard, pencil case, suitcase, door.</p>	<p>Talk to your child about the story. You could listen to the story again. Ask your child if they enjoyed the story. What happens in the story? What was their favourite part? How many stars will they give this book out of five?</p>	<p>At William Davies we think that Music is an important part of your child's learning. Please support your child by learning the songs with them and practicing any chance you get. Enjoy!</p>

In addition to the above activities, exercise is very important for your child's health and wellbeing.

Limit the time your child spends on electronic devices and always monitor what your child is accessing online.

Please don't forget to complete the 'Daily Response' form by 9pm each day and send pictures to the school email - photos@williamdavies.newham.sch.uk

You can also share your child's work on Google Classroom. The login details are inside their school reading records.

Ms Frempong or Ms Islam will call every Thursday to see how you are doing and answer any queries you may have related to your child's learning.