




William Davies Primary School

Daily Learning Plan

Please do these activities at a time suitable for you and your child.

IMPORTANT: At the end of every day, click [this link](#) to show your child has completed all the activities.

William Davies Primary School Daily Learning Plan	Learning for: Monday 8th February 2021	Class: Year 1	Teacher(s): Ms Islam, Ms Frempong and Ms Salim
Phonics	Maths	English	PE
Learning Goal	Learning Goal	Learning Goal	Learning Goal
I am learning to read.	I am learning to name positions.	I am learning to write a description of Bob.	I am learning how to prepare my body for exercise and to perform Street Dance movements.
ACTIVITY	ACTIVITY	ACTIVITY	ACTIVITY
<p><u>Ms Salim and Ms Kushta's group:</u> Please watch this video for today's lesson.</p> <p>Click here to view your phonics book. Click here to view your phonics book bag book. Click here to practice your new set 2 sound (oo - poo at the zoo).</p> <p><u>Ms Dhutti's group:</u> Please watch this video for today's lesson.</p> <p>Click here to view your phonics book. Click here to view your phonics book bag book.</p> <p><u>Ms Islam's group:</u></p>	<ol style="list-style-type: none"> 1. Match the objects to the 3D shape names. 2. Colour the 2D shapes. 3. Name the position of each runner. <div style="text-align: center;">  <p style="font-size: small;">Can you name the position of each runner in the race?</p> </div> <ol style="list-style-type: none"> 4. Watch this video to learn more about positions. <i>Names of the children.</i> 5. Now watch this video to find out about your next task. 6. Click the links below: 	<ol style="list-style-type: none"> 1. Find the common nouns: <ul style="list-style-type: none"> ● book ● London ● table ● Lulu ● cup ● pencil 2. Join these words by using 'and'. 3. Today we are going to be writing a description of Bob. You can use this writing frame to help you. 	<p>Today we are going to continue to learn a Street Dance sequence with Caroline, our dance teacher.</p> <p>First - Let's think about keeping ourselves safe:</p> <ol style="list-style-type: none"> 1. Ensure that there is a safe space around you so that you can walk around the room and stretch your arms out wide and up high! 2. Wear loose, comfortable clothing. 3. Make sure you're wearing trainers or just your bare feet (not socks). <p>Next - Join in with Caroline's dance video.</p> <p>Enjoy! - Remember to share your creative dance moves with us as we</p>

<p>Please watch this video for today's lesson. Click here to view your phonics book. Click here for your phonics book bag book. Click here to practice your new set 3 sound (i-e - nice smile).</p>	<p>Activity 1 Activity 2 Activity 3 Watch this video to help you.</p>		<p>would love to see them. Another way to keep your body healthy is to drink lots of water and eat fruits and vegetables.</p> 
<p>How to help my child</p>	<p>How to help my child</p>	<p>How to help my child</p>	<p>How to help my child</p>
<p>Listen to your child read. Encourage them to engage with the teacher whilst watching the videos.</p> <p><i>Remember they can always use the speed sounds in their reading record to practice the sounds at any time!</i></p>	<p>Watch the videos with your child. If there is no one to race with your child, they can race their toy cars and record the positions.</p>	<p>Bob's age isn't given in the story, your child should look at him and predict an age.</p> <p>Link to the story - Man on the Moon.</p>	<p>Pause and rewind the video so that your child can learn the routine and follow the instructions at their own pace. This is a fun activity for all the family to join in with.</p>

In addition to the above activities, exercise is very important for your child's health and wellbeing.

Limit the time your child spends on electronic devices and always monitor what your child is accessing online.

Please don't forget to complete the 'Daily Response' form by 9pm each day and send pictures to the school email - photos@williamdavies.newham.sch.uk

You can also share your child's work on Google Classroom. The login details are inside their school reading records.

Ms Frempong or Ms Islam will call every Thursday to see how you are doing and answer any queries you may have related to your child's learning.