




William Davies Primary School

Daily Learning Plan

Please do these activities at a time suitable for you and your child.

IMPORTANT: At the end of every day, click [this link](#) to show your child has completed all the activities.


William Davies Primary School Daily Learning Plan	Learning for: Friday 5th February 2021	Class: Year 1	Teacher(s): Ms Islam, Ms Frempong and Ms Salim
Phonics	Maths	English	Music
Learning Goal	Learning Goal	Learning Goal	Learning Goal
I am learning to read.	I am learning to apply knowledge of patterns to solve problems.	I am learning to write about a day in the life of Bob.	I am learning to sing a range of songs; I am learning to explore sound, beat and rhythm.
ACTIVITY	ACTIVITY	ACTIVITY	ACTIVITY
<p><u>Ms Salim and Ms Kushta's group:</u> Please watch this video for today's lesson.</p> <p>Click here to view your phonics book. Click here to view your phonics book bag book. Click here to practice your new set 2 sound (ow - blow the snow).</p> <p><u>Ms Dhutti's group:</u> Please watch this video for today's lesson.</p> <p>Click here to view your phonics book. Click here to view your phonics book bag book.</p> <p><u>Ms Islam's group:</u></p>	<ol style="list-style-type: none"> Complete the number patterns. Independently draw a: <ul style="list-style-type: none"> ● Triangle ● Rectangle ● Square ● Circle Watch this video and help Ravi with his shapes pattern.  <ol style="list-style-type: none"> Emma says that all shapes with 4 sides are squares. Is Emma correct? Prove it. 	<ol style="list-style-type: none"> Write a sentence describing your hair. <i>E.g. My hair is brown and short.</i> <i>My hair is black, long and curly.</i> Use the adverb 'quietly' in a sentence. Watch this video to find out about your task for today. 	<p>Today is Friday, so that means it's time for our music lessons with Jenny and Pete!</p> <p>First we are going to learn to sing a song with Jenny. This song is from a country that is located in the continent of Africa. The country is called Uganda.</p> 


Please watch this [video](#) for today's lesson.
 Click [here](#) to view your phonics book.
 Click [here](#) for your phonics book bag book.
 Click [here](#) to practice your new set 3 sound (a-e - make a cake).

5. [Ravi](#) needs your [help](#) once again!

6. Take a look at [this](#). Who do you agree with, Eva or Amir?

Amir and Eva have each created a pattern.





Eva: "Our patterns are exactly the same."

Amir: "Our patterns are different."

Who do you agree with?
 Explain your answer.


7. You have solved so many problems today Year 1. Take a break and join in on this [penguin dance](#)!



Song Title - Dippidu

First, listen to the song and **then** join in singing the song with Jenny - [link](#)

Next...



[Listen](#) to Pete perform 'Wind the bobbin up' then join in with the lesson.

How to help my child

How to help my child

How to help my child

How to help my child

Listen to your child read. Encourage them to engage with the teacher whilst watching the videos.

Remember they can always use the speed sounds in their reading record to practice the sounds at any time!

Watch the videos with your child. Allow them to independently identify the patterns, but if they are struggling then help. Leave a comment on the daily response sheet indicating any further help your child may require when it comes to shapes and shape patterns.

Listen to the [story](#) to help, fill in the blanks. Encourage your child to read the sentence aloud before writing the missing words.

At William Davies we think that Music is an important part of your child's learning. Please support your child by learning the songs with them and practicing any chance you get. Enjoy!

In addition to the above activities, exercise is very important for your child's health and wellbeing.

Limit the time your child spends on electronic devices and always monitor what your child is accessing online.

Please don't forget to complete the 'Daily Response' form by 9pm each day and send pictures to the school email - photos@williamdavies.newham.sch.uk

You can also share your child's work on Google Classroom. The login details are inside their school reading records.

Ms Frempong or Ms Islam will call every Thursday to see how you are doing and answer any queries you may have related to your child's learning.