








# William Davies Primary School

## Daily Learning Plan

Please do these activities at a time suitable for you and your child.

**IMPORTANT: At the end of every day, click [this link](#) to show your child has completed all the activities.**

| William Davies Primary School<br>Daily Learning Plan  | Learning for: Wednesday<br>3rd February 2021  | Class: Year 1   | Teacher(s): Ms Islam, Ms Frempong<br>and Ms Salim   |
|---|---|---|---|
| <b>Phonics</b>  | <b>Maths</b>  | <b>English</b>  | <b>RE</b>   |
| Learning Goal   | Learning Goal   | Learning Goal   | Learning Goal   |
| I am learning to read.  | I am learning to group shapes.  | I am learning to sequence pictures from the story.  | I am learning to talk about groups I belong to.   |
| <b>ACTIVITY</b>   | <b>ACTIVITY</b>   | <b>ACTIVITY</b>   | <b>ACTIVITY</b>   |
| <p><b>Ms Salim and Ms Kushta's group:</b><br/>Please watch this <a href="#">video</a> for today's lesson.</p> <p>Click <a href="#">here</a> to view your phonics book.<br/>Click <a href="#">here</a> to view your phonics book bag book.<br/>Click <a href="#">here</a> to practice your new set 2 sound (ow - blow the snow)</p> <p><b>Ms Dhutti's group:</b><br/>Please watch this <a href="#">video</a> for today's lesson.</p> <p>Click <a href="#">here</a> to view your phonics book.<br/>Click <a href="#">here</a> to view your phonics book bag book.</p> <p><b>Ms Islam's group:</b><br/>Please watch this <a href="#">video</a> for today's</p> | <p>1. Let's count from <a href="#">10-20</a>.</p> <p>2. Count and compare these <a href="#">objects</a>.</p> <p>3. Look at these <a href="#">shapes</a>. How can we group them?</p>  <p>4. Let's <a href="#">learn</a> the different ways Ravi, <a href="#">Amira and Charles</a> have grouped them. How has Charles grouped this?</p>  | <p>1. Complete the <a href="#">sentences</a> using the words at the bottom of the page.</p>  <p>2. Rewrite using the correct punctuation:<br/><b>hi my name is sam you may know me as fireman sam i love helping people what do you like doing</b></p> <p>3. Bob has written Ms Islam a letter answering some of your questions. Watch this <a href="#">video</a> to find out what he has to say.</p> | <p>We have all have things that belong to us, like clothes, toys, school bag, toothbrush etc</p> <p><b>Question - How do you know, these things belong to you?</b></p> <p>We might also belong to a group.<br/>One group is your family. You might also belong to a school, a religious group, a sports club or lots of other groups.</p> <p>We are all part of the year 1 class at William Davies Primary School. Our school logo, school uniform and <a href="#">school song</a> are all clues that we belong to this school.</p>   |

|   |  |   |  |
|---|--|---|--|
| <p>lesson.<br/>Click <a href="#">here</a> to view your phonics book.<br/>Click <a href="#">here</a> for your phonics book bag book.<br/>Click <a href="#">here</a> to practice your new set 3 sound (a-e - make a cake)</p>     | <p>5. Fill in the <a href="#">blanks</a>, to say how the shapes have been grouped.</p> <p>6. Spot the shape that doesn't belong in each group and <a href="#">compare</a> how the shapes have been grouped.</p> <p>7. Eva has <a href="#">grouped</a> some shapes. Has she grouped them correctly? Explain how you know.</p> | <p>4. Listen to the <a href="#">story</a> again .</p>  <p>5. Either print the <a href="#">pictures</a> out and stick them in order or draw them in order to show what Bob does during his day.</p> <p><i>Tomorrow we will be writing sentences using these pictures, so please don't do it today. Thank you.</i></p> |  <p><b>Let's learn</b> about clues that show us what groups people might belong to.</p> <p>Open up the <a href="#">slides</a> and complete the 4 tasks.</p> <p>Please remember to share your pictures from Task 4 with us.</p> |
| <p>How to help my child</p>   | <p>How to help my child</p>  | <p>How to help my child</p>   | <p>How to help my child</p>  |
| <p>Listen to your child read. Encourage them to engage with the teacher whilst watching the videos.</p> <p><i>Remember they can always use the speed sounds in their reading record to practice the sounds at any time!</i></p> | <p>Explore different ways of grouping with your child. Allow them to make comparisons independently first, before pointing out the various ways of grouping, size, shape, colour, lines etc.</p>   | <p>Explain the importance of punctuation (which includes capital letters) to your child. Ask them why do we need a full stop at the end or what does the full stop mean? What would happen if we didn't add a full stop, exclamation or question mark at the end of our sentence?</p>   | <p>Support your child to know about similarities and differences between themselves and others. We are the same, we are all different.</p>   |

**In addition to the above activities, exercise is very important for your child's health and wellbeing.**

**Limit the time your child spends on electronic devices and always monitor what your child is accessing online.**

**Please don't forget to complete the 'Daily Response' form by 9pm each day and send pictures to the school email - [photos@williamdavies.newham.sch.uk](mailto:photos@williamdavies.newham.sch.uk)**

**You can also share your child's work on Google Classroom. The login details are inside their school reading records.**

**Ms Frempong or Ms Islam will call every Thursday to see how you are doing and answer any queries you may have related to your child's learning.**