



William Davies Primary School Daily Learning Plan




Please do these activities at a time suitable for you and your child.
We repeat and revisit activities to ensure children are confident with their learning.

Learning for: Tuesday 19th January 2021	Class: Nursery	Teacher(s): Mr Woodward / Mrs Yusuf
Communication & Language Personal Social Emotional Development	Literacy	Maths
Your child is learning:	Your child is learning:	Your child is learning:
To listen to stories with attention and to talk about what is happening in the story. To talk about key events from a story. To retell the story through actions or using objects. To talk about their own likes and dislikes. To talk about our own experiences. To talk about similarities and differences	To give meaning to the marks they have made. To mark make about their likes and dislikes. To talk about our own experiences. To talk about similarities and differences.	Number names and 1 to 1 counting. To say some number names. To join in with counting songs and rhymes.
ACTIVITY	ACTIVITY	ACTIVITY
Listen to the story Rosie's Walk , what did Rosie see on her walk? Who was following rosie? Why do you think the fox was following rosie? When you go out walking, what do you see? Is anything the same as in our story? What do you like to look at when you go walking?	Talk about the story Rosie's Walk, Provide pens, pencils, crayons, paper or card, mark make about a walk you have enjoyed. What did you see? What things did you hear? Where do you like to go walking? Who do you enjoy walking with?	Watch the videos below and sing along to them with your child. Show your child how you are using your fingers to show the numbers in the song. 5 Little Ducks 5 Little Men in a Flying Saucer Collect different small objects from around the home eg, bottle tops, beans, pasta, buttons etc. Start with



Use the word mat below to help you talk about the story of [Rosie's Walk](#).

Singing time with [Mr Woodward](#)



“zero” and count up to five objects at first. Make sure your child touches each object and says the number name when they count.



How can I help my child?

Encourage children to take the lead when talking about their experiences or the story.

If the child can not recall all the events from the story praise them on the parts they do remember.

Model sentences to your child, “Rosie the hen went on a walk”, “The fox fell into the pond”

How can I help my child?

Try not to paint or draw for your child. Ask them about the marks they make.

At this age, children’s drawings are not clear and they may just make lines and some shapes like this.




That’s fine! Praise your child and ask them to tell you about their marks.

When they are in Nursery, children are still developing

How can I help my child?



Help your child practise showing the different numbers to 5 on their fingers. Children may find this a little tricky at first because they are still developing their finger strength.



their pencil grip. Don't worry if your child uses a pen or pencil like this child.

When children play with playdough they are building up strength in their arms, wrist, hands and fingers. The act of squishing, rolling, flattening, poking, squeezing and pinching can help your child to develop the muscles needed to write at a later stage.



[Playdough](#) recipe.



Touch each object as you count and say one number name as you touch each object. Children in Nursery are beginning to learn the number names so don't worry if they forget the order!



In addition to the above activities, play is very important for your child's learning. [Click here for some ideas to help you with this.](#)

Every day, encourage your child to select and play with the toys they choose for at least 2 hours, play alongside them and comment on what they are doing eg " the car is going over the bridge"

Play with your child but let them be in charge of the play.

Use [exercise videos](#) like this, to help your child stay active.

At nursery, at the end of each day we follow [Monkey Yoga](#). We use this time to focus on our breathing and reflect on all the fun activities we did at nursery.


Limit the time your child spends on electronic devices and always monitor what your child is accessing online.

Read a variety of stories with your child, use your finger to follow the flow of the words, take a look at [Booktrust](#) for a variety of stories to read online.

Play is our brain's favorite way of learning!



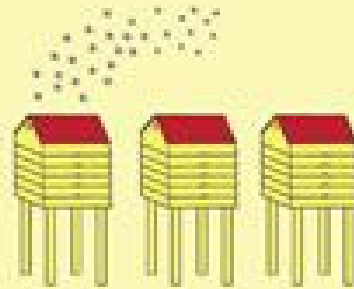
Rosie's Walk word mat



Rosie


walk

around



beehives


past



fence

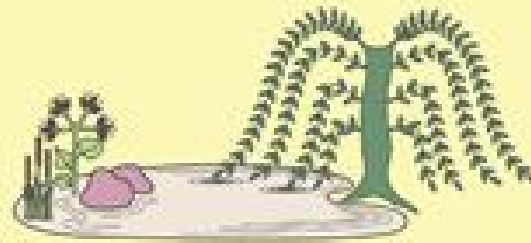
hen

through




mill

under



pond

yard



haystack

over