



**William Davies Primary School**  
**Daily Learning Plan**



Please do these activities at a time suitable for you and your child.

<b>Learning for:</b> Tuesday 12th January 2021	<b>Class:</b> Nursery	<b>Teacher(s):</b> Mr Woodward / Mrs Yusuf
<b>Communication &amp; Language</b> <b>Personal Social Emotional Development</b>	<b>Literacy</b>	<b>Maths</b>
<b>Your child is learning:</b>	<b>Your child is learning:</b>	<b>Your child is learning:</b>
To listen to stories with attention and to talk about what is happening in the story. To talk about key events from a story. To retell the story through actions or using objects. To talk about their own likes and dislikes. To talk about our own experiences. To talk about similarities and differences.	To give meaning to the marks they have made. To mark make about their likes and dislikes. To talk about our own experiences. To talk about similarities and differences.	Number names and 1 to 1 counting. To say some number names. To join in with counting songs and rhymes.

## ACTIVITY

[Listen to the story and look at the pictures](#) : My first day at Nursery

Listen to the story a few times, Ms Yusuf is talking about what the little girl is doing and how she may be feeling.

Talk about what happened in the story, where was the little girl going? Why was she feeling sad?

What things did the girl do at nursery?


I wonder why the little girl was happy at the end of the story? Tell your grown up

Who helps the little girl at the nursery? Who helps you at nursery? Tell your grown up

What can we see in the story that is the same in our nursery, and what is different?

Take a look at the story: [My first day at Nursery](#)

Ms Yusuf reading the story.



[Goodbye Nursery](#) from Ms Yusuf

Listen to other stories:

Ms Norris reading a story [Giraffes Can't Dance](#)

## ACTIVITY

Provide pens, pencils, crayons, paper or card and mark make about the story.

Can you draw a picture of something that happens in the story?

You could draw the little girl going to nursery with her mummy or playing with different things at nursery.

Are you going to draw something from the beginning of the story or the middle of the story or are you going to draw?

**Parents you can scribe when your child is talking about their marks.**

Don't forget share your work, email to:

[photos@williamdavies.newham.ac.uk](mailto:photos@williamdavies.newham.ac.uk)

### Salt on a tray

This activity will help develop your child's finger strength: pour flour, salt, rice or lentils into a shallow tray or plate. Let your child mark make using their finger. Talk to your child about the marks they make.





## ACTIVITY




Watch the videos below and sing along to them with your child. Show your child how you are using your fingers to show the numbers in the song.

### 5 Little Ducks

[\) '@hYAYb'jb'U: `njb\[ 'GU Wf'](#)

Collect different small objects from around the home eg, bottle tops, beans, pasta, buttons etc. Start with "zero" and count up to five objects at first. Make sure your child touches each object and says the number when they count.



How can I help my child?	How can I help my child?	How can I help my child?
<p>Encourage children to take the lead when talking about their experiences or the story.</p> <p>If the child can not recall all the events from the story praise them on the parts they do remember.</p> <p>Model sentences to your child, “the little girl plays with the musical instruments, do you play with musical instruments at nursery?”.</p>	<p>Try not to paint or draw for your child. Ask them about the marks they make.</p> <p>At this age, children’s drawings are not clear and they may just make lines and some shapes like this.</p>  <p>That’s fine! Praise your child and ask them to tell you about their marks.</p> <p>When they are in Nursery, children are still developing their pencil grip. Don’t worry if your child uses a pen or pencil like this child.</p> 	<p>Help your child practise showing the different numbers to 5 on their fingers. Children may find this a little tricky at first because they are still developing their finger strength.</p> <p>Touch each object as you count and say one number name as you touch each object. Children in Nursery are beginning to learn the number names so don't worry if they forget the order!</p>  <p>K YfYdYUhiUbX'fYj ]g]hUW]j ]h]Yg'hc`Ybgi fY'W ]XfYb`  UfY'W`bZ]XYb]k ]h`h`Y]f`YUfb]b[ "  5`W ]XfYb`YUfb`UhiX]ZZfYb]hU] Yg`UbX`UhiX]ZZfYb]h  ghU] Yg"</p>

In addition to the above activities, play is very important for your child’s learning. [7`jW` \ YfY'Zf`gca Y\]XYUg'hc` \ Yd'mci`k\]h`h`jg`](#)

Every day, encourage your child to select and play with the toys they choose for at least 2 hours, play alongside them and comment on what they are doing eg “the car is going over the bridge”

Play with your child but let them be in charge of the play.

Use [Yl YfWgY`j \]XYcg`](#) like this, to help your child stay active.

At nursery, at the end of each day we follow [Acb` YniMc\]U`](#). We use this time to focus on our breathing and reflect on all the fun activities we did at nursery.

Limit the time your child spends on electronic devices and always monitor what your child is accessing online.

Read a variety of stories with your child, use your finger to follow the flow of the words, take a look at [6cc` hfi`gh`](#) for a variety of stories to read online.

