



William Davies Primary School Daily Learning Plan



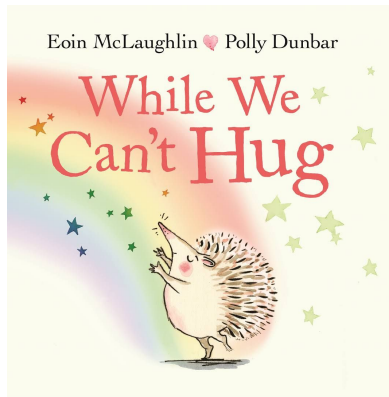
Please do these activities at a time suitable for you and your child.

We repeat and revisit activities to ensure children are confident with their learning.

Don't forget share your work, email it to: photos@williamdavies.newham.ac.uk

Learning for: Thursday 28th January 2021	Class: Nursery	Teacher(s): Mr Woodward / Mrs Yusuf
Communication & Language Personal Social Emotional Development	Literacy	Maths
Your child is learning:	Your child is learning:	Your child is learning:
<p>To listen to stories with attention and to talk about what is happening in the story.</p> <p>To talk about key events from a story.</p> <p>To retell the story through actions or using objects.</p> <p>To talk about their own likes and dislikes.</p> <p>To talk about our own experiences.</p> <p>To talk about similarities and differences</p>	<p>To give meaning to the marks they have made.</p> <p>To mark make about their likes and dislikes.</p> <p>To talk about our own experiences.</p> <p>To talk about similarities and differences.</p>	<p>Number names and 1 to 1 counting.</p> <p>To say some number names.</p> <p>To join in with counting songs and rhymes.</p>
ACTIVITY	ACTIVITY	ACTIVITY

Listen to Ms Yusuf reading the story [While We Can't Hug](#).



Who are the characters in this story?
Tell your grown up

What kind of things do they do to show their friend that they miss them?

Click on the link and join in with [Yoga Time](#)

Sing along with 'Heads, shoulder, knees and toes'

Ask your child to practice and then perform for the family! [Heads, shoulders, knees and toes](#)
Grown ups you can join in too!

[Goodbye Nursery from Ms Yusuf](#)

Using pens, pencils, felt tip pens, paper or card, mark make about what kinds of things Hedgehog and Tortoise do to show each other they miss each other.

Ask your child about the marks they have made. As they are telling you about them, write down what they are saying.

Cornflour Mix



Make some [Cornflour Mix](#), Your child will have endless fun. Picking it up and watching the mixture slide through their fingers! Talk to your child about what is happening.

When children play with cornflour mix they are building up strength in their arms, wrist, hands and fingers. The act of squishing, rolling, flattening, poking, squeezing and pinching can help your child to develop the muscles needed to to write at a later stage.





Sing some counting songs with Ms Yusuf
[Two Little Dickie Birds](#)
[Five Little Men in a Flying Saucer](#)
[Baa Baa Black Sheep](#)

Using plates and objects from around the home e.g pegs, stones or beans put quantities from 1 to 5 in each of the plates and use 1:1 counting to see how many objects are in each plate.

Can you help [Ms Yusuf find out how many objects are in each plate](#)

Have another go!!!!



How can I help my child?	How can I help my child?	How can I help my child?
<p>Encourage children to take the lead when talking about their experiences or the story.</p> <p>If the child can not recall all the events from the story praise them on the parts they do remember.</p> <p>Model sentences to your child, "Hedgehog waved to Tortoise and Tortoise waved back".</p>	<p>Try not to paint or draw for your child. Ask them about the marks they make.</p> <p>At this age, children's drawings are not clear and they may just make lines and some shapes like this.</p>  <p>That's fine! Praise your child and ask them to tell you about their marks.</p> <p>When they are in Nursery, children are still developing their pencil grip. Don't worry if your child uses a pen or pencil like this child.</p> 	<p>Help your child practise showing the different numbers to 5 on their fingers. Children may find this a little tricky at first because they are still developing their finger strength.</p>  <p>Touch each object as you count and say one number name as you touch each object. Children in Nursery are beginning to learn the number names so don't worry if they forget the order!</p> 

In addition to the above activities, play is very important for your child's learning. [Click here for some ideas to help you with this.](#)

Every day, encourage your child to select and play with the toys they choose for at least 2 hours, play alongside them and comment on what they are doing eg “the car is going over the bridge”

Play with your child but let them be in charge of the play.

Use [exercise videos](#) like this, to help your child stay active.

At nursery, at the end of each day we follow [Monkey Yoga](#). We use this time to focus on our breathing and reflect on all the fun activities we did at nursery.

Limit the time your child spends on electronic devices and always monitor what your child is accessing online.

Read a variety of stories with your child, use your finger to follow the flow of the words, take a look at [Booktrust](#) for a variety of stories to read online.

You can find magic wherever you look. All you need to do is sit back and look at a book!



