



William Davies Primary School
Daily Learning Plan



Please do these activities at a time suitable for you and your child.

Learning for: Thursday 14th January 2021	Class: Nursery	Teacher(s): Mr Woodward / Mrs Yusuf
Communication & Language Personal Social Emotional Development	Literacy	Maths
Your child is learning:	Your child is learning:	Your child is learning:
To listen to stories with attention and to talk about what is happening in the story. To talk about key events from a story. To retell the story through actions or using objects. To talk about their own likes and dislikes. To talk about our own experiences. To talk about similarities and differences	To give meaning to the marks they have made. To mark make about their likes and dislikes. To talk about our own experiences. To talk about similarities and differences.	To recognise 1 and more than 1 object. To count small groups of objects. To say the number names in order.
ACTIVITY	ACTIVITY	ACTIVITY

Watch the video of [My School and the People who help us at school.](#)

Watch the video a few times, pause it and talk to your child about what they can see?

What can you see?


Who can you see?

Who helps you at school?

How do people in school help you?

Was anything the same as in the story of People who help us at school? Tell your grown ups.

Listen to the story again [People Who Help Us At School](#)



[Dance with Caroline](#) Join Caroline for a dance session.

Remember to listen to her safety instructions at the beginning of the video.

Provide pens, pencils, crayons, paper or card, mark make about the story.

What did you see?

Who did you see in the video?

Can you Mark Make or draw a picture about someone who helps you at school? Tell your grown up.

Ask your child about the marks they have made. As they are telling you about them, write down what they are telling you.

Have fun making [playdough](#) and join in with the [playdough gym](#).


Making playdough- give your child the ingredients and let them experiment. Ask them how does it feel/ smell? If they add too much water- ask them what they think they need to do.

When children play with playdough they are actually building up strength in their arms, wrist, hands and fingers. The act of squishing, rolling, flattening, poking, squeezing and pinching, patting and kneading can help your child to develop the muscles needed to to write at a later stage.

Don't forget share your work, email it to: photos@williamdavies.newham.ac.uk

Choose some counting songs from below to sing with your child.

[Counting songs](#)



Use your fingers to count and encourage your child to copy your actions, whilst singing the songs.



Play a game with your child:



You will need some small objects eg beans, pasta shapes or coins and five cups or small bowls. Place 1 object under one cup or bowl, 2 objects under another cup or bowl and so on up to five objects under the final cup or bowl. Explain to your child "We are looking for 1 object." Ask your child to turn a cup over and say "Have you found 1 object or more than 1?" If you have found more than 1, count the number of objects together. Take turns turning over the cups or bowls.

You can play a guessing game by asking your child to guess how many objects they will find under the cup.

[GOODBYE NURSERY](#) from Ms Yusuf

How can I help my child?	How can I help my child?	How can I help my child?
<p>Encourage children to take the lead when talking about their experiences or the story.</p> <p>If the child can not recall all the events from the story praise them on the parts they do remember.</p> <p>Give your child prompts such as “ I help you read a story at home... I wonder who helps you read a story at school”?.</p>	<p>Try not to paint or draw for your child. Ask them about the marks they make.</p> <p>At this age, children’s drawings are not clear and they may just make lines and some shapes like this.</p>  <p>That’s fine! Praise your child and ask them to tell you about their marks.</p> <p>When they are in Nursery, children are still developing their pencil grip. Don’t worry if your child uses a pen or pencil like this child.</p> 	<p>In Nursery children are learning to recognise the difference between 1 object and more than one object. They are also learning to recognise groups of 2 or 3 objects without counting them so they need lots of opportunities to see small groups of objects.</p> <p>When you are counting, touch each object as you count and say one number name as you touch each object. Model picking up each object and moving it as you count.</p> <p>Children in Nursery are beginning to learn the number names so don't worry if they forget the order!</p> <p>We repeat and revisit activities to ensure children are confident with their learning.</p>

In addition to the above activities, play is very important for your child’s learning. [Click here for some ideas to help you with this.](#)

Every day, encourage your child to select and play with the toys they choose for at least 2 hours, play alongside them and comment on what they are doing eg “ the car is going over the bridge”

Play with your child but let them be in charge of the play.

Use [exercise videos](#) like this, to help your child stay active.

At nursery, at the end of each day we follow [Monkey Yoga](#). We use this time to focus on our breathing and reflect on all the fun activities we did at nursery.

Limit the time your child spends on electronic devices and always monitor what your child is accessing online.

Read a variety of stories with your child, use your finger to follow the flow of the words, take a look at [Booktrust](#) for a variety of stories to read online.

Play is the highest form of research, we can become whatever we want!

