



William Davies Primary School Daily Learning Plan



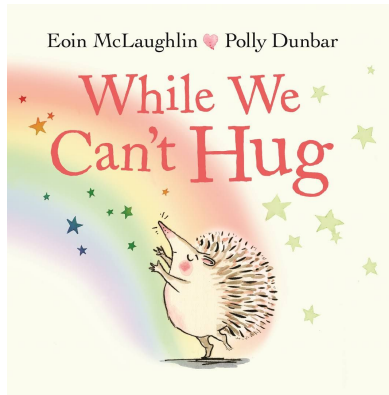
Please do these activities at a time suitable for you and your child.

We repeat and revisit activities to ensure children are confident with their learning.

Don't forget share your work, email it to: photos@williamdavies.newham.ac.uk

Learning for: Friday 29th January 2021	Class: Nursery	Teacher(s): Mr Woodward / Mrs Yusuf
Communication & Language Personal Social Emotional Development	Literacy	Maths
Your child is learning:	Your child is learning:	Your child is learning:
To listen to stories with attention and to talk about what is happening in the story. To talk about key events from a story. To retell the story through actions or using objects. To talk about their own likes and dislikes. To talk about our own experiences. To talk about similarities and differences	To give meaning to the marks they have made. To mark make about their likes and dislikes. To talk about our own experiences. To talk about similarities and differences.	Number names and 1 to 1 counting. To say some number names. To join in with counting songs and rhymes.
ACTIVITY	ACTIVITY	ACTIVITY

Watch Ms Yusuf reading the story [While We Can't Hug](#).



Do you miss your friends and your teachers?
Tell your grown up

What kind of things do you like to do at school with your friends? Do you like to paint with them? Or maybe you like to build using the mobilo? Tell your grown up

Singing time with Jenny

[Zoom Zoom Zoom](#)

[Hickory Dickory Dock](#)

[I Can Sing a Rainbow](#)

[Goodbye Nursery from Ms Yusuf](#)

Using pens, pencils, felt tip pens, paper or card. Draw a picture for your friend or your teacher and email it to the school.

Tell your grown up about who you are drawing your picture for?

Ask your child about the marks they have made. As they are telling you about them, write down what they are saying.

Chia Seed Slime



Making [Chia seed slime](#) - give your child the ingredients and let them experiment. Ask them how does it feel/ smell?

When children play with chia seed slime they are actually building up strength in their arms, wrist, hands and fingers. The act of squishing, rolling, flattening, poking, squeezing and pinching, patting and kneading can help your child to develop the muscles needed to write at a later stage.



Sing some counting songs with Ms Yusuf and Mr Woodward.

What numbers can you hear?

[Two Little Dickie Birds](#)

[Five Little Men in a Flying Saucer](#)

[Baa Baa Black Sheep](#)





[5 Little Ducks](#)

Using bowls and objects from around the home e.g pegs, stones or beans put quantities from 1 to 5 in each of the bowls and turn them over, use 1:1 counting to see how many objects are hiding under each bowl. Remember to add an empty bowl to represent the number "0".

Can you help Ms Yusuf [count how many objects are hiding under each bowl](#)



Mix the bowls around and have another turn and see if you can count how many objects are hiding under each bowl.

How can I help my child?	How can I help my child?	How can I help my child?
<p>Encourage children to take the lead when talking about their experiences or the story.</p> <p>If the child can not recall all the events from the story praise them on the parts they do remember.</p> <p>Model sentences to your child, "Hedgehog and Tortoise both painted pictures".</p> <p>Join in the story with your child. Comment on what is happening.</p> <p>Comment on what is happening in the pictures.</p> <p>Talk to your child about the parts of the story you enjoyed.</p>	<p>Try not to paint or draw for your child. Ask them about the marks they make.</p> <p>At this age, children's drawings are not clear and they may just make lines and some shapes like this.</p>  <p>That's fine! Praise your child and ask them to tell you about their marks.</p> <p>When they are in Nursery, children are still developing their pencil grip. Don't worry if your child uses a pen or pencil like this child.</p> 	<p>Help your child practise showing the different numbers to 5 on their fingers. Children may find this a little tricky at first because they are still developing their finger strength.</p>  <p>Touch each object as you count and say one number name as you touch each object. Children in Nursery are beginning to learn the number names so don't worry if they forget the order!</p> 

In addition to the above activities, play is very important for your child's learning. [Click here for some ideas to help you with this.](#) Every day, encourage your child to select and play with the toys they choose for at least 2 hours, play alongside them and comment on what they are doing eg "the car is going over the bridge"

Play with your child but let them be in charge of the play.

Use [exercise videos](#) like this, to help your child stay active.

At nursery, at the end of each day we follow [Monkey Yoga](#). We use this time to focus on our breathing and reflect on all the fun activities we did at nursery.

Limit the time your child spends on electronic devices and always monitor what your child is accessing online.

Read a variety of stories with your child, use your finger to follow the flow of the words, take a look at [Booktrust](#) for a variety of stories to read online.

You can find magic wherever you
look. All you need to do is sit back
and look at a book!

