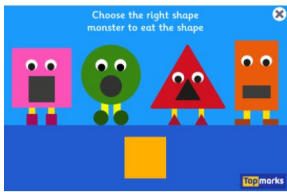





William Davies Primary School

Daily Learning Plan

Please do these activities at a time suitable for you and your child.

IMPORTANT: At the end of every day, click [this link](#) to show your child has completed all the activities.

William Davies Primary School Daily Learning Plan	Learning for: Friday 29th January 2021	Class: Year 1	Teacher(s): Ms Islam, Ms Frempong and Ms Salim
Phonics	Maths	English	Music
Learning Goal	Learning Goal	Learning Goal	Learning Goal
I am learning to read.	I am learning to journal.	I am learning to write instructions.	I am learning to sing a range of songs. I am learning to explore sound, beat and rhythm. I am learning to copy basic rhythm using percussion and voice.
ACTIVITY	ACTIVITY	ACTIVITY	ACTIVITY
<p>Ms Salim and Ms Kushta's group: Please watch this video for today's lesson.</p> <p>Click here to view your phonics book. Click here to view your phonics book bag book. Click here to practice your new set 2 sound (igh - fly high)</p> <p>Ms Dhutti's group: Please watch this video for today's lesson.</p> <p>Click here to view your phonics book. Click here to view your phonics book bag book.</p>	<p>1. Feed the monsters the right shapes.</p>  <p>2. True or false:</p> <ul style="list-style-type: none"> ● Oval is a name of a shape? ● Triangle has 5 sides? ● Pentagon and hexagon both have 6 sides? <p>3. Answer the following questions:</p> <ul style="list-style-type: none"> ● $12 + 5 =$ ● $6 + 14 =$ 	<p>1. Write sentences to describe the character wearing the red cloak.</p>  <p>2. Write down 3 questions. Don't forget to use a question mark (?) at the end.</p> <p>3. Today you're going to rewrite your instructions for how to make a sandwich.</p>	<p>Today is Friday so that means it's time for our music lesson!</p> <p>First we are going to learn to sing a song with Jenny, our Singing teacher, about Being Healthy.</p> <p>Song Title - Vegetables and Fruit</p> <p>First, listen to the song and then join in singing the song with Jenny.</p> <p>Here are the words.</p> <p>Next... Listen to Pete perform and then join in with the activities. (You will need an instrument to tap or shake, find some</p>

<p>Ms Islam's group: Please watch this video for today's lesson. Click here to view your phonics book. Click here for your phonics book bag book. Click here to practice your new set 3 sound (oy - toy for a boy)</p>	<ul style="list-style-type: none"> ● 15 - 6 = ● 18 - 4 = <p>4. Solve these questions. What can you do to work these out?</p> <p>5. Complete the addition questions. Explain how you can use 7 + 7 to find 7 + 8 and 7 + 6. Eg. I know 7 + 7 = <u> </u> and 8 is <u> </u> more than 7 so the answer will be <u> </u> more than <u> </u> which is <u> </u>.</p>	<p>Use your best handwriting to do this. You can also write the instructions inside the booklet you make the other day.</p>  <p>4. Now relax, and enjoy listening to a story with Mrs Hyde.</p>	<p>ideas here).</p>  <p>Here is the link for the story 'Peter and the Wolf', in preparation for next week's learning. Save the link and then watch when you have time.</p> <p>Finally, here is a familiar favourite that your children will enjoy listening to - video</p>
<p>How to help my child</p>	<p>How to help my child</p>	<p>How to help my child</p>	<p>How to help my child</p>
<p>Listen to your child read. Encourage them to engage with the teacher whilst watching the videos.</p> <p><i>Remember they can always use the speed sounds in their reading record to practice the sounds at any time!</i></p>	<p>Use the given sentence starter to help your child journal. The same coloured lines mean that the missing answer is the same.</p> <p>Go through the self checklist with your child. Support them further on any areas they are not yet confident with.</p>	<p>As this is the final piece of writing for instructions, please ensure your child has included all the features from the previous lesson's success criteria: title, subheadings, bullet points/numbers, adverbs of time, imperative verbs, short and clear sentences. Please don't forget to send in pictures of their work.</p>	<p>At William Davies we think that Music is an important part of your child's learning. Please support your child by learning the songs with them and practicing any chance you get. Enjoy!</p>

In addition to the above activities, exercise is very important for your child's health and wellbeing.

Limit the time your child spends on electronic devices and always monitor what your child is accessing online.

Please don't forget to complete the 'Daily Response' form by 9pm each day and send pictures to the school email - photos@williamdavies.newham.sch.uk

You can also share your child's work on Google Classroom. The login details are inside their school reading records.

Ms Frempong or Ms Islam will call every Thursday to see how you are doing and answer any queries you may have related to your child's learning.