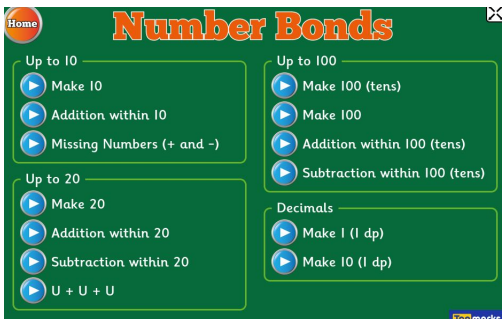




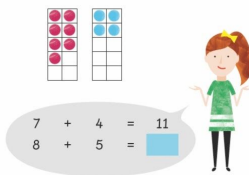
William Davies Primary School

Daily Learning Plan

Please do these activities at a time suitable for you and your child.

IMPORTANT: At the end of every day, click [this link](#) to show your child has completed all the activities.

<p>William Davies Primary School Daily Learning Plan</p>	<p>Learning for: Thursday 28th January 2021</p>	<p>Class: Year 1</p>	<p>Teacher(s): Ms Islam, Ms Frempong and Ms Salim</p>
<p>Phonics</p>	<p>Maths</p>	<p>English</p>	<p>Geography</p>
<p>Learning Goal</p>	<p>Learning Goal</p>	<p>Learning Goal</p>	<p>Learning Goal</p>
<p>I am learning to read.</p>	<p>I am learning to make a family of addition and subtraction facts.</p>	<p>I am learning to edit my instructions.</p>	<p>I am learning to recognise the continent Africa.</p>
<p>ACTIVITY</p>	<p>ACTIVITY</p>	<p>ACTIVITY</p>	<p>ACTIVITY</p>
<p>Ms Salim and Ms Kushta's group: Please watch this video for today's lesson.</p> <p>Click here to view your phonics book. Click here to view your phonics book bag book. Click here to practice your new set 2 sound (ee - what can you see?)</p> <p>Ms Dhutti's group: Please watch this video for today's lesson.</p> <p>Click here to view your phonics book. Click here to view your phonics book bag book.</p> <p>Ms Islam's group: Please watch this video for today's lesson.</p>	<p>1. Write these numbers in words:</p> <ul style="list-style-type: none"> • 11 • 4 • 20 • 8 <p>2. Play Hit the Button - Number Bonds - To 20</p> 	<p>1. Action these verbs! Sing along and copy the actions.</p> <p>2. List all the nouns that you can see in this picture.</p>  <p>3. Today you are going to be editing your writing from yesterday. Take a look at the success criteria below. How is this one a bit different to the one we had yesterday?</p>	 <p>Today we are going to continue our learning about the 7 continents on Earth - What are the names of the 2 continents that we have already learnt about? This video will help to remind you. Try to spot them on the map.</p> <p>Our focus last week was on the coldest continent, today we are looking at the hottest continent, Africa.</p> <p>Use the globe on Google Earth to find and explore the continent of Africa.</p>

<p>Click here to view your phonics book. Click here for your phonics book bag book. Click here to practice your new set 3 sound (ea - cup of tea)</p>	<p>3. Use the part-whole model to make 10 and add.</p> <p>Make 10 and add.</p> <p>(a) $7 + 6 = \square$ (b) $9 + 4 = \square$ (c) $6 + 9 = \square$ (d) $3 + 8 = \square$</p> <p>4. Answer these questions.</p> <p>1 $7 + 4 = 11$ $11 - 7 = \square$ $11 - 4 = \square$</p> <p>2 $7 + 4 = 11$ $7 + 5 = \square$ $8 + 4 = \square$</p>  <p>5. Use the numbers inside the triangle to complete each family of facts.</p>	<table border="1"> <thead> <tr> <th>Success criteria</th> <th></th> </tr> </thead> <tbody> <tr> <td>Use 'How to...' in the title</td> <td>✓</td> </tr> <tr> <td>Subheadings - 'You will need' and 'Instructions'</td> <td>✓</td> </tr> <tr> <td>Bullet points and numbers (to show the order of the steps)</td> <td>✓</td> </tr> <tr> <td>Imperative verbs</td> <td>✓</td> </tr> <tr> <td>Short, clear sentences</td> <td>✓</td> </tr> <tr> <td>Adverbs of time</td> <td>✓</td> </tr> </tbody> </table> <p>4. Watch this video of Ms Islam editing her work.</p> <p><i>Ms Islam's draft.</i> <i>Ms Islam's edited work.</i></p>	Success criteria		Use 'How to...' in the title	✓	Subheadings - 'You will need' and 'Instructions'	✓	Bullet points and numbers (to show the order of the steps)	✓	Imperative verbs	✓	Short, clear sentences	✓	Adverbs of time	✓	<p>Watch and listen carefully to these videos: Destination Africa and Fun facts about Africa. Then see what you can remember by playing this Yes/No game.</p> <p>We have learnt that the continent of Africa is home to many different animals and amazing places. Your next activity is to draw a picture of some of these. Use these slides, Africa's Big 5 Animals and Amazing places in Africa to help you.</p> <p>Remember to label your drawing!</p> <p>Now we know about three continents in our world: Europe, Antarctica and Africa.</p> <p>Hope you enjoyed exploring Our World today!</p>
Success criteria																	
Use 'How to...' in the title	✓																
Subheadings - 'You will need' and 'Instructions'	✓																
Bullet points and numbers (to show the order of the steps)	✓																
Imperative verbs	✓																
Short, clear sentences	✓																
Adverbs of time	✓																
<p>How to help my child</p>	<p>How to help my child</p>	<p>How to help my child</p>	<p>How to help my child</p>														
<p>Listen to your child read. Encourage them to engage with the teacher whilst watching the videos.</p> <p><i>Remember they can always use the speed sounds in their reading record to practice the sounds at any time!</i></p>	<p>Talk to your child about what they remember from yesterday's learning.</p> <p>Use objects to help with counting.</p> <p>You can also watch this video together.</p>	<p>Use the success criteria and ensure your child has incorporated it into their work. Watch the video of how Ms Islam edits her work. Try and give your child a different coloured pen/pencil to edit the work, as it will be easier for them to see tomorrow, when we write the instructions again (the final piece).</p>	<p>Watch the videos with your child, pausing frequently to comment and talk about what is happening. During these times you are supporting your child's understanding and developing their vocabulary.</p> <p>Support your child to talk about their own experiences of visiting different continents and countries or share yours. Let's support our children to be curious about the world they live in.</p>														

In addition to the above activities, exercise is very important for your child's health and wellbeing.

Limit the time your child spends on electronic devices and always monitor what your child is accessing online.

Please don't forget to complete the 'Daily Response' form by 9pm each day and send pictures to the school email - photos@williamdavies.newham.sch.uk

You can also share your child's work on Google Classroom. The login details are inside their school reading records.

Ms Frempong or Ms Islam will call every Thursday to see how you are doing and answer any queries you may have related to your child's learning.