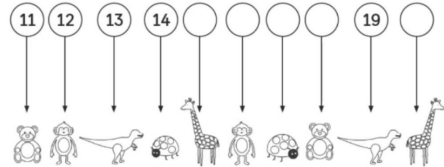








# William Davies Primary School

## Daily Learning Plan

Please do these activities at a time suitable for you and your child.

**IMPORTANT: At the end of every day, click [this link](#) to show your child has completed all the activities.**

William Davies Primary School Daily Learning Plan	Learning for: Monday 25th January 2021	Class: Year 1	Teacher(s): Ms Islam, Ms Frempong and Ms Salim
<b>Phonics</b>	<b>Maths</b>	<b>English</b>	<b>PE</b>
Learning Goal	Learning Goal	Learning Goal	Learning Goal
I am learning to read.	I am learning to subtract by ones.	I am learning about adverbs of time.	I am learning how to prepare my body for exercise and how to perform Street Dance movements.
<b>ACTIVITY</b>	<b>ACTIVITY</b>	<b>ACTIVITY</b>	<b>ACTIVITY</b>
<p><b><u>Ms Salim and Ms Kushta's group:</u></b> Please watch this <a href="#">video</a> for today's lesson.</p> <p>Click <a href="#">here</a> to view your phonics book. Click <a href="#">here</a> to view your phonics book bag book. Click <a href="#">here</a> to practice your new set 2 sound (ay - may I play?)</p> <p><b><u>Ms Dhutti's group:</u></b> Please watch this <a href="#">video</a> for today's lesson.</p> <p>Click <a href="#">here</a> to view your phonics book. Click <a href="#">here</a> to view your phonics book bag book.</p> <p><b><u>Ms Islam's group:</u></b> Please watch this <a href="#">video</a> for today's</p>	<p>1. Write these numbers in words:</p> <ul style="list-style-type: none"> <li>● 8</li> <li>● 13</li> <li>● 3</li> <li>● 10</li> </ul> <p>2. Write the missing <a href="#">numbers</a>.</p> <p><small>Charles plays a game at a funfair and wins some cuddly toys.</small></p> <p><small>(a) Write the missing numbers.</small></p>  	<p>1. Click <a href="#">here</a> to listen to Ms Kushta read us another story!</p> <p>2. How many words can you make using these sounds? E.g. dad</p> <ul style="list-style-type: none"> <li>● a </li> <li>● b </li> <li>● d </li> <li>● g</li> <li>● m</li> <li>● t</li> </ul> <p>3. Listen to this <a href="#">song</a> to find out more about adverbs of time.</p> <p>4. Now listen to this song about <a href="#">time adverbials</a>. Can you spot them on the screen?</p>	<p>Today we are going to continue to learn a Street Dance sequence with Caroline, our dance teacher.</p> <p><b>First</b> - Let's think about keeping ourselves safe:</p> <ol style="list-style-type: none"> <li>1. Ensure that there is a safe space around you so that you can walk around the room and stretch your arms out wide and up high!</li> <li>2. Wear loose, comfortable clothing.</li> <li>3. Make sure you're wearing trainers or just your bare feet (not socks).</li> </ol> <p><b>Next</b> - Join in with Caroline, our Dance teacher's <a href="#">Video</a>.</p> <p><b>Vocabulary:</b> forwards, backwards, slow motion, freestyle.</p>

<p>lesson. Click <a href="#">here</a> to view your phonics book. Click <a href="#">here</a> for your phonics book bag book.</p>	<p>3. Answer the <b>In Focus</b> question.</p> <p><b>In Focus</b></p>  <p>4 flowers wither and die. How many flowers are left?</p> <p>4. Take a look at these <a href="#">questions</a>. Count how many are left to find the answer.</p> <p>5. Use the part-whole method to answer these <a href="#">questions</a>.</p> <p><i>For additional practise, complete these <a href="#">questions</a>.</i></p>	<p>5. Describe your morning on a school day. Explain what you do and in which order. Use at least three different time conjunctions in your writing.</p> <p><i>Examples of time adverbials: first, now, then, next, after that, secondly, finally, later, firstly, before, thirdly.</i></p> 	<p>Enjoy! - Remember to share your creative dance moves with us as we would love to see them.</p>
<p>How to help my child</p>	<p>How to help my child</p>	<p>How to help my child</p>	<p>How to help my child</p>
<p>Listen to your child read. Encourage them to engage with the teacher whilst watching the videos.</p> <p><i>Remember they can always use the speed sounds in their reading record to practice the sounds at any time!</i></p>	<p>Use objects for counting.</p>	<p>To help your child with their writing, ask them questions such as what is the first thing you do when you go to school? What do you do next? What happens after that? And so on. This will allow them to hear the adverbs of time in your questioning as well.</p>	<p>Pause and rewind the video so that your child can learn the routine and follow the instructions at their own pace. This is a fun activity for all the family to join in with.</p>

In addition to the above activities, exercise is very important for your child's health and wellbeing.

Limit the time your child spends on electronic devices and always monitor what your child is accessing online.

Please don't forget to complete the 'Daily Response' form by 9pm each day and send pictures to the school email - [photos@williamdavies.newham.sch.uk](mailto:photos@williamdavies.newham.sch.uk)

You can also share your child's work on Google Classroom. The login details are inside their school reading records.

Ms Frempong or Ms Islam will call every Thursday to see how you are doing and answer any queries you may have related to your child's learning.