




William Davies Primary School Daily Learning Plan



Please do these activities at a time suitable for you and your child.

IMPORTANT: At the end of every day, click [this link](#) to show your child has completed all the activities.


Learning for: Monday 25th January 2021	Class: Reception	Teacher(s): Ms Rawan, Ms Frempong and Ms Salim	
Phonics	Maths	Literacy	Creative
Your child is learning:	Your child is learning:	Your child is learning:	Your child is learning:
To recognise the letter sounds. To say the sounds accurately. To write the sounds. To blend sounds to make a word. To read and write words.	To count and recognise quantities 1-5 To see numbers without counting. To notice and talk about capacity - how much a container can hold. To use mathematical language (full, empty, nearly full, nearly empty, half full)	Talk about their weekend. Listen to a story .	To explore materials and art techniques. To move their body in a range of ways.
ACTIVITY	ACTIVITY	ACTIVITY	ACTIVITY
<p>Ms Rawan's phonics group, the Owls, please watch this video . You will be learning the 'word time two' today.</p> <p>Mrs Salim's groups the 'Parrots and the Robins' please watch this video. You will be learning the 'nk' sound today.</p> <p>Mrs Salim's group the 'Eagles' please watch this video. You are now learning Ditty books.</p>	<p>Yesterday was Sunday, today is _____ and tomorrow will be _____. Sing the Days of the Week to help you remember.</p> <p>Measuring ingredients - Making our own playdough</p> <p>First, Watch this video Week 3 - Session 5. You will first play a game where you have to find different numbers of dots. Did you need to count the dots one at a time or did you see the number straight away?</p>	<p>1. Today we are going to talk about our weekend. Watch this video to find out what Ms Rawan did at the weekend.</p> <p>Please record your child and send the video to the WDPs email address.</p>	<p>1. Go on a Bear hunt with Cosmic kids</p> <div style="text-align: center;">  <p><i>We're Going on a Bear Hunt</i> Michael Rosen • Helen Oxenbury</p> </div>

[\(Adults, please pause the video when it's time for your child to answer the questions\)](#)


Next, you will be following instrument to make playdough - [Activity](#)
This involves **measuring** all the ingredients. You will need: flour, salt, oil, water and food colouring to make your own playdough. Remember to fill your cup/spoon to the top so that it is **full** and then **empty** it by **pouring** it into the bowl.

Join in with this [playdough](#) song to strengthen your fingers for writing.

What will you make with your playdough?




2. Today we have [story time](#) Ms Norris. Listen and enjoy.



2.1. If you have paints, let your child explore painting with their fingers, hands and feet.

Here are some ideas of what they can do.



Handprint and Footprint Art from Craftulate

How can I help my child?

Watch the video with your child and encourage them to engage with Mrs Salim. Pause the video when necessary and then continue.

You may add to the activity by encouraging your child to write their name, say and write all the previous sounds that they have learned. Below is the order of sounds. So if your child is on 'th' you can go over 'm to th' with them to ensure they have a solid understanding of sounds. Phonics is an

How can I help my child?

Video - Pause the video frequently - this gives your child enough time to respond to the questions.

Incorporate counting into your child's day by **counting everything!**

How many plates/spoons/forks do we need?

How many steps to climb the stairs?

How many pieces of fruit in the bowl?

Sing counting songs

Counting songs, like [1, 2, 3, 4, 5...Once I](#)

How can I help my child?

Watch the video of Ms Rawan with your child, encourage your child to talk about their weekend. Encourage your child to speak in sentences.


How can I help my child?

Join in with your child, show them that being creative is just as important as any other learning.

Give your child a variety of materials - anything that you have around the house and allow your child to explore and make creations. Encourage them to use their hands, fingers and feet to explore - ask them how it feels.

Encourage your child to tell you about their creation. Give them lots of praise.

important tool that will help your child to read and write.



If your child is learning to write pre-ditties, you can extend their learning by asking them to create their own ditty to write, for example 'a big blob of mud' or 'a cat with a red hat'.

[caught a fish alive](#), can help your child to have fun with numbers.

Practice counting forwards and backwards

- numbers 1 to 20.

Recognising number

Encourage your child to look out for numbers all the time.

Can your child see the number 2 anywhere?

Sharing - Encourage your child to share objects - 1 piece of fruit each, 2 crackers each, 5 grapes each etc.

In addition to the above activities, play is very important for your child's learning. [Click here for some ideas to help you with this.](#)

Every day, encourage your child to select and play with the toys they choose for at least 2 hours.

Play with your child but let them be in charge of the play.

Use [exercise videos](#) like this, to help your child stay active.

Limit the time your child spends on electronic devices and always monitor what your child is accessing online.

Please don't forget to complete the 'Daily Response' form and send pictures to the school email - photos@williamdavies.newham.sch.uk

Ms Frempong will be calling you every Wednesday to see how you are doing and Ms Rawan will call every Friday to answer any queries you may have related to your children's learning