





William Davies Primary School

Daily Learning Plan

Please do these activities at a time suitable for you and your child.

IMPORTANT: At the end of every day, click [this link](#) to show your child has completed all the activities.

William Davies Primary School Daily Learning Plan	Learning for: Thursday 14th January 2021	Class: Year 1	Teacher(s): Ms Islam, Ms Frempong and Ms Salim
Phonics	Maths	English	Geography
Learning Goal	Learning Goal	Learning Goal	Learning Goal
I am learning to read.	I am learning about odd and even numbers.	I am learning to include adjectives in my writing.	I am learning to recognise the continent of Europe.
ACTIVITY	ACTIVITY	ACTIVITY	ACTIVITY
<p>Ms Salim and Ms Kushta's group: Please watch this video for today's lesson.</p> <p>Click here to view your phonics book. Click here to view your phonics book bag book.</p> <p>Ms Dhutti's group: Please watch this video for today's lesson.</p> <p>Click here to view your phonics book. Click here to view your phonics book bag book.</p> <p>Ms Islam's group: Please watch this video for today's lesson.</p> <p>Click here to view your phonics book.</p>	<p>1. Watch this video and stop at 2 minutes and 30 seconds. Take pictures of how you explored odd and even numbers. I'm curious to know what resource you've used!</p>  <p>2. Click here for your activity:</p> <ul style="list-style-type: none"> ● First play 'Odd' 1-20 ● Next play 'Even' 1-20 ● Finally play 'Odd and Even' 1-20 	<p>1. Let's recap what is an adjective.</p> <p>2. Use adjectives to describe Funni's garden.</p>  <p>3. Do you like her garden? Why/why not?</p> <p>4. If you lived in the same city as Funni and noticed her lugging huge sacks of soil on</p>	<p>Last week we learnt about the 7 continents on planet Earth. Let's remind ourselves, watch this video. See if you can identify them on this map.</p> <p>Today we are going to be learning about the continent of Europe.</p> <p>Use this interactive globe Google Earth to search for countries in Europe. There are over 40 different countries - How many did you find? See if you can find these countries: UK, France, Poland, Germany, Spain.</p> <p>We will be learning about the people who live in Europe, what food you might eat, places you might visit and animals you could see.</p>

<p>Click here for your phonics book bag book.</p> <p><i>Remember you can always use the speed sounds in your reading record to practice your sounds anytime!</i></p> 	 <p>3. Watch this video, then scroll down and take the quiz to see how much to remember! (<i>Ask an adult to help you read</i>).</p>	<p>her own, what would you do? What would you say to her? Role play with a partner or a parent what would happen if you met Funni.</p>	<p>Choose which country in Europe you would like to explore: France or the UK (or you could choose your own country in Europe).</p> <p>Here are some videos to help with your research:</p> <p>Destination: Europe Let's Explore France Short story - France Let's Explore the UK Go Jettters - Continents in Europe</p> <p>Activity - What can you remember about the country you chose. Draw a picture that shows the different buildings/food/animals or vehicles that you saw. Remember to label your drawing.</p> <p>Happy exploring!</p>
<p>How to help my child</p>	<p>How to help my child</p>	<p>How to help my child</p>	<p>How to help my child</p>
<p>Listen to your child read. Encourage them to engage with the teacher whilst watching the videos.</p>	<p>Use objects at home such as pens, pencils, marbles or toys to show how even numbers can be shared equally between two people and odd numbers can't.</p>	<p>In the video about adjectives, the words noun and pronoun are used. Please check if your child remembers what these mean.</p> <p>Link to the story.</p>	<p>Support your child's curiosity about other countries by sharing your own experiences: countries you have visited, how you travelled there, food you tasted and the language that was spoken there etc.</p>

In addition to the above activities, exercise is very important for your child's health and wellbeing.

Limit the time your child spends on electronic devices and always monitor what your child is accessing online.

Please don't forget to complete the 'Daily Response' form by 9pm each day and send pictures to the school email - photos@williamdavies.newham.sch.uk

You can also share your child's work on Google Classroom. The login details are inside their school reading records.

Ms Frempong or Ms Islam will call every Thursday to see how you are doing and answer any queries you may have related to your child's learning.