





**William Davies Primary School
Daily Learning Plan**



Please do these activities at a time suitable for you and your child.

IMPORTANT: At the end of every day, click [this link](#) to show your child has completed all the activities.

Learning for: Monday 11th January 2021	Class: Reception	Teacher(s): Ms Rawan, Ms Frempong and Ms Salim	
Phonics	Maths	Literacy	Creative
Your child is learning:	Your child is learning:	Your child is learning:	Your child is learning:
To recognise the letter sounds. To say the sounds accurately. To write the sounds. To blend sounds to make a word. To read and write words.	To subitise - to see numbers without having to count each object (numbers 1-5). To count objects to find out 'how many' there are in a group. To compare quantities and begin to use the language of 'more'. To learn the days of the week.	To talk about their weekend and draw/write about it. To listen to stories and talk about the events and characters. To give meaning to their marks. To begin to say initial sounds of words and blend words.	To explore materials and art techniques. To use their imagination. To join in singing songs. To explore sound.
ACTIVITY	ACTIVITY	ACTIVITY	ACTIVITY
<p>Ms Rawan's phonics group, the Owls, please watch this video. You will be learning the 'd' sound today.</p> <p>Mrs Salim's groups the 'Parrots and the Robins' please watch this video You will be learning the 'z' sound today.</p> <p>Mrs Salim's group the 'Eagles' please watch this video You will be learning a pre-ditty today.</p>	<p>Today we are learning how to look at two groups of objects and say which has 'more'. This is called 'comparing'.</p> <ol style="list-style-type: none"> Watch this video to practise your counting and learn how to compare groups session 4 - support your child to engage with the interactive activity (pause video when necessary). Activity First you will need to find a total of 14 objects (coins, buttons, cars, dry 	<p>1. Today we are going to draw a picture and write about our weekend. Watch this video to find out what Ms Rawan did at the weekend. Can you help Ms Rawan write a sentence about her weekend.</p> 	<p>1. Art and music make the perfect pair for kids! Grab your paint brush & turn up the music! See how different styles of music affect your art.</p> 

Parrots, Robins and Eagles will repeat Friday's activity. We repeat phonics activities to ensure that children are confident before they can move on.

pasta etc).
Next share the objects with your grown up (1 for you and 1 for them), then make sure (by touching and counting each object) that you both have **7** objects each. Great!

Now it's time to play - take turns to roll the [online dice](#) and then take the matching number of objects. Have a look at the two groups and say which group has 'more'?

Questions - How do you know who has more? How can you check who has more? Did you notice when the two groups were equal (the same)?

Here is mine...




Interactive games

[Mathbrix](#) - comparing groups


[Topmarks](#) - comparing size

2. Listen to [There's a Tiger in the garden](#)



When Grandma says she's seen a tiger in the garden, Nora doesn't believe her. She's too old to play Grandma's silly games! Everyone knows that tigers live in jungles, not gardens.
Listen to the story to find out if there really is a tiger in the garden, and what else does Nora see in her garden?

Watch this musical story [One Love](#) and then paint or draw to the music, see how the music affects your mood and art.
Why not join in and sing along, I love this song!



2. Join in with [Twinkle Twinkle Little Star](#)
Why not make your own telescope, can you spot a star far far away? What else can you see?

Watch this [video](#) to find out how to make a telescope.



How can I help my child?

Watch the video with your child and encourage them to engage with Mrs Salim. Pause the video when necessary and then continue. You may add to the activity by encouraging your child to write their name, say and write all the previous sounds that they have learned. Below is the order of sounds. So if your child is on 'th' you can go over 'm to th' with them to ensure they have a solid understanding of sounds. Phonics is an important tool that will help your child to read and write.

Read Write Inc Phonics Desktop Speed Sounds Chart

Speed Sounds Set 1

m	a	s	d	t
i	n	p	g	o
c	k	u	b	f
e	l	h	sh	r
j	v	y	w	th
z	ch	qu	x	ng

© Oxford University Press 2016.


If your child is learning to write pre-ditties, you can extend their learning by asking them to create their own ditty to write, for example 'a big blob of mud' or 'a cat with a red hat'.

How can I help my child?

Video - Pause the video frequently - this gives your child enough time to respond to the questions and supports them when counting the objects on the screen.

Try to use objects that are the same for this activity, pennies are always a good resource to use.

Support children by lining up the objects so that your child can see that there are some objects that have a partner and some that do not. This will help them to see that one group has 'more'.



How can I help my child?

How can I help my child?

Join in with your child, show them that being creative is just as important as any other learning.

Watch the first video to show your child how to paint to music. Listen to the musical story, then play the music in the background and encourage your child to paint to the music. Sing and dance along - make it fun!

Give your child a variety of materials - anything that you have around the house, empty bottles, kitchen rolls, fabric, wool, paint and felt pens and allow your child to explore and make creations. Encourage your child to tell you about their creation. Give them lots of praise.

In addition to the above activities, play is very important for your child's learning. [Click here for some ideas to help you with this.](#)

Every day, encourage your child to select and play with the toys they choose for at least 2 hours.

Play with your child but let them be in charge of the play.

Use [exercise videos](#) like this, to help your child stay active.

Limit the time your child spends on electronic devices and always monitor what your child is accessing online.

Please don't forget to complete the 'Daily Response' form and send pictures to the school email - photos@williamdavies.newham.sch.uk

Ms Frempong will be calling you every Wednesday to see how you are doing and Ms Rawan will call every Friday to answer any queries you may have related to your children's learning.