





**William Davies Primary School  
Daily Learning Plan**

Please do these activities at a time suitable for you and your child.

<b>Learning for:</b> Wednesday 16th December	<b>Class:</b> Nursery	<b>Teacher(s):</b> Mr Woodward / Mrs Yusuf
<b>Communication &amp; Language Personal Social Emotional Development</b>	<b>Literacy</b>	<b>Maths</b>
<b>Your child is learning:</b>	<b>Your child is learning:</b>	<b>Your child is learning:</b>
<p>To listen to stories with attention and to talk about what is happening in the story.</p> <p>To talk about key events from a story.</p> <p>To retell the story through actions or using objects.</p>	<p>To mark make and give meaning to the marks they have made.</p>	<p>To count small groups of objects.</p> <p>To say the number names in order.</p>
<b>ACTIVITY</b>	<b>ACTIVITY</b>	<b>ACTIVITY</b>
<p>(20 minutes)</p> <p>Our story today is Goldilocks and the Three Bears (your child may know the story already). Listen and watch with your child <a href="https://www.youtube.com/watch?v=Rm3JsewQIW">https://www.youtube.com/watch?v=Rm3JsewQIW</a></p> <p>Talk about the story, then try to recreate the story by using toys and objects you have at home. You can use any toys as the bears and Goldilocks. You could use bowls and chairs, and maybe cushions for the beds.</p> 	<p>(20 minutes)</p> <p>Provide your child with paper or card, pens, pencils or felt tip pens and encourage them to draw and mark make about the story Goldilocks and the Three Bears. Help your child to think about what they are going to draw by asking questions eg “Are you going to draw Goldilocks or the bears?” “Are you going to draw Goldilocks eating the porridge or sitting on the chairs?”</p> <p>Ask your child about the marks they have made. As they are telling you about them, write down what they are telling you.</p>	<p>(20 minutes)</p> <p>Watch the videos below and sing along to them with your child. Show your child how you are using your fingers to show the numbers in the song.</p> <p><a href="#">5 Little Ducks</a>  <a href="#">5 Little Men in a Flying Saucer</a>  <a href="#">5 Little Monkeys</a>  <a href="#">5 Little Speckled Frogs</a></p> <p>Use your fingers to count and encourage your child to copy your actions, whilst singing the songs.</p>

<p>Encourage your child to use the phrases from the story eg "Someone has been sleeping in my bed!". You can model using the phrases for your child.</p>		 <p>Counting activity Watch the Goldilocks story again, but this time pause and count. Count the three bears, count 1 little girl. Count the bowls, chairs and beds. This will help your child understand '3'. Then look for sets of 3 things around your home: can you find 3 chairs, 3 spoons, 3 cushions?</p>
<p>How can I help my child?</p>	<p>How can I help my child?</p>	<p>How can I help my child?</p>
<p>Watch and listen with your child.</p> <p>Comment on what is happening in the pictures. Ask your child what they can see in the pictures, and what they think is happening. Ask them what they think might happen next.</p>	<p>Try not to paint or draw for your child. Ask them about the marks they make. At this age, children's drawings are not clear and they may just make lines and some shapes like this.</p>  <p>That's fine! Praise your child and ask them to tell you about their marks.</p> <p>When they are in Nursery, children are still developing their pencil grip.</p>  <p>Don't worry if your child uses a pen or pencil like this child.</p>	<p>Help your child practise showing the different numbers to 5 on their fingers. Children may find this a little tricky at first because they are still developing their finger strength.</p> <p>When you are counting, touch each object as you count and say one number name as you touch each object. Model picking up each object and moving it as you count.</p>

	As their fingers get stronger, they will be able to hold a pen or pencil between them. Show them how, but don't make them -- that might put them off writing!	
--	---	--

In addition to the above activities, play is very important for your child's learning. [Click here for some ideas to help you with this.](#)

Every day, encourage your child to select and play with the toys they choose for at least 2 hours, play alongside them and comment on what they are doing eg "the car is going over the bridge"

Play with your child but let them be in charge of the play.

Use [exercise videos](#) like this, to help your child stay active.

At nursery, at the end of each day we follow [Monkey Yoga](#). We use this time to focus on our breathing and reflect on all the fun activities we did at nursery.

Limit the time your child spends on electronic devices and always monitor what your child is accessing online.

Read a variety of stories with your child, use your finger to follow the flow of the words, take a look at [Booktrust](#) for a variety of stories to read online.

It is important to remember that children learn through play, and by following their own interests. Give your child choices and play with them!

