
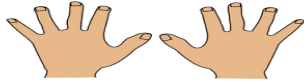





William Davies Primary School
Daily Learning Plan

Please do these activities at a time suitable for you and your child.

Learning for: Monday 14th December 2020	Class: Nursery	Teacher(s): Mr Woodward / Mrs Yusuf
Communication & Language Personal Social Emotional Development	Literacy	Maths
Your child is learning:	Your child is learning:	Your child is learning:
<p>To listen to stories with attention and to talk about what is happening in the story.</p> <p>To join in with the story and talk about what they think may happen next.</p>	<p>To mark make and give meaning to the marks they have made.</p>	<p>To recognise 1 and more than 1 object.</p> <p>To count small groups of objects.</p> <p>To say the number names in order.</p>
ACTIVITY	ACTIVITY	ACTIVITY
<p>(20 minutes)</p> <p>Our story this week is I'm Sorry. Click on the link to watch and listen with your child.</p>  <p>https://www.youtube.com/watch?v=J08K8jbe60M</p> <p>Watch again, and pause the story to talk about what is happening.</p>	<p>(20 minutes)</p> <p>Provide your child with paper or card, pens, pencils or felt tip pens.</p> <p>Encourage your child to mark make by talking:</p> <p>“Are you going to draw what happened at the beginning or at the end of the story?”</p> <p>“What was your favourite part of the story? What was your least favourite part of the story?”</p> <p>“Are you going to draw the characters jumping in the puddles or playing doctors or playing teachers?”</p> <p>Ask your child about the marks they have made. As they are telling you about them, write down what they</p>	<p>(20 minutes)</p> <p>Choose some counting songs from below to sing with your child.</p> <p>Counting songs</p>  <p>Use your fingers to count and encourage your child to copy your actions, whilst singing the songs.</p>

<p>Talk to your child about what happens in the story. Ask your child questions “ Why do they shout? How do they feel?” Talk about the games your child likes to play and the things they like to do with their friends.</p> <p>Scroll down to find out how you can help your child.</p>	<p>are telling you.</p>  <p>Scroll down to find out how you can help your child.</p>	<p>Counting activity You will need some small objects eg beans, pasta shapes or coins and five cups or small bowls. Place 1 object under one cup or bowl, 2 objects under another cup or bowl and so on up to five objects under the final cup or bowl. Explain to your child “We are looking for 1 object.” Ask your child to turn a cup over and say “Have you found 1 object or more than 1?” If you have found more than 1, count the number of objects together. Take turns turning over the cups or bowls.</p>
<p>How can I help my child?</p>	<p>How can I help my child?</p>	<p>How can I help my child?</p>
<p>Watch and listen with your child.</p> <p>Comment on what you can see in the pictures. Ask your child what they can see in the pictures, and what they think is happening.</p> <p>When you ask your child a question, give them plenty of time to think and reply.</p>	<p>Try not to paint or draw for your child. Ask them about the marks they make. At this age, children’s drawings are not clear and they may just make lines and some shapes like this.</p>  <p>That’s fine! Praise your child and ask them to tell you about their marks. When they are in Nursery, children are still developing their pencil grip. Don’t worry if your child uses a pen or pencil like this child.</p>  <p>As their fingers get stronger, they will be able to hold a pen or pencil between them. Show them how, but don’t make them -- that might put them off writing!</p>	<p>In Nursery children are learning to recognise the difference between 1 object and more than one object. They are also learning to recognise groups of 2 or 3 objects without counting them so they need lots of opportunities to see small groups of objects.</p> <p>When you are counting, touch each object as you count and say one number name as you touch each object. Model picking up each object and moving it as you count.</p> <p>Children in Nursery are beginning to learn the number names so don't worry if they forget the order!</p>

Try this finger strengthening activity: give your child a sheet of paper -- newspaper works really well -- and ask them to scrunch the paper into a ball with one hand like this. This will really help your child to strengthen their fingers!



In addition to the above activities, play is very important for your child's learning. [Click here for some ideas to help you with this.](#) Every day, encourage your child to select and play with the toys they choose for at least 2 hours, play alongside them and comment on what they are doing eg "the car is going over the bridge"

Play with your child but let them be in charge of the play.

Use [exercise videos](#) like this, to help your child stay active.

At nursery, at the end of each day we follow [Monkey Yoga](#). We use this time to focus on our breathing and reflect on all the fun activities we did at nursery.

Limit the time your child spends on electronic devices and always monitor what your child is accessing online.

Read a variety of stories with your child, use your finger to follow the flow of the words, take a look at [Booktrust](#) for a variety of stories to read online.

It is important to remember that children learn through play, and by following their own interests. Give your child choices and play with them!

