






William Davies Primary School
Daily Learning Plan

Please do these activities at a time suitable for you and your child.

Learning for: Friday 11th December	Class: Nursery	Teacher(s): Mr Woodward / Mrs Yusuf
Communication & Language Personal Social Emotional Development	Literacy	Maths
Your child is learning:	Your child is learning:	Your child is learning:
To listen to stories with attention and to talk about what is happening in the story. To join in with the story and talk about what they think may happen next.	To mark make and give meaning to the marks they have made.	To count small groups of objects (1-3, 1-5, 1-10). To say the number names in order. To begin to sort objects into separate sets.
ACTIVITY	ACTIVITY	ACTIVITY
(20 minutes) Watch the story of So Much with your child again. Click on the link to watch and listen with your child.  www.youtube.com/watch?v=A8GhmczYen0	(20 minutes) Provide your child with paper or card, pens, pencils or felt tip pens. Talk again with your child about special days (like the party in the story). Ask your child to draw a picture about that day: did they wear special clothes or eat special food? Did they play with someone special? Ask your child about the marks they have made. As they are telling you about them, write down what they are telling you.	(20 minutes) Choose some counting songs from below to sing with your child. Counting songs  Use your fingers to count and encourage your child to copy your actions, whilst singing the songs.

<p>Pause the story to talk about what is happening. Talk to your child about times when they have visited a relative or friend's house, or when you have had visitors at your house. Who visits them or who does your child visit on special occasions? Talk about the clothes they wear, the special food they eat or who they play with on these occasions.</p>		<p>Sorting activity</p>  <p>Collect together sets of objects you have around the house eg some coins, some beans, some pasta shells, some buttons. Mix the objects up, and ask your child to sort them out. Can they put all the coins together, all the beans together etc? Start with two sets of objects, then three, then four.</p> <p>Listen to the Shape Song again and listen out for all the different shape names. Sing along and repeat the shape names with your child: circle, triangle, rectangle, square.</p> <p>If you made the shapes yesterday, see if your child can match them to objects around the house by themselves.</p>
<p>How can I help my child?</p>	<p>How can I help my child?</p>	<p>How can I help my child?</p>
<p>Watch and listen with your child.</p> <p>Comment on what you can see in the pictures. Ask your child what they can see in the pictures, and what they think is happening.</p> <p>When you ask your child a question, give them plenty of time to think and reply.</p>	<p>Try not to paint or draw for your child. Ask them about the marks they make. At this age, children's drawings are not clear and they may just make lines and some shapes like this.</p>  <p>That's fine! Praise your child and ask them to tell you about their marks.</p>	<p>Sorting helps to develop your child's mathematical understanding. You can help them by sorting things as part of your daily routine eg sorting spoons and forks in the kitchen; sorting socks and vests when doing the laundry; sorting the food as you put away the shopping eg apples and oranges.</p>

When they are in Nursery, children are still developing their pencil grip. Don't worry if your child uses a pen or pencil like this child.



As their fingers get stronger, they will be able to hold a pen or pencil between them. Show them how, but don't make them -- that might put them off writing!

Try the salt on a tray activity again

This activity will help develop your child's finger strength: pour flour, salt, rice or lentils into a shallow tray or plate. Let your child mark make using their finger. Talk to your child about the marks they make. Encourage your child to draw lines and to make circular shapes.

In addition to the above activities, play is very important for your child's learning. [Click here for some ideas to help you with this.](#)

Every day, encourage your child to select and play with the toys they choose for at least 2 hours, play alongside them and comment on what they are doing eg "the car is going over the bridge"

Play with your child but let them be in charge of the play.

Use [exercise videos](#) like this, to help your child stay active.

At nursery, at the end of each day we follow [Monkey Yoga](#). We use this time to focus on our breathing and reflect on all the fun activities we did at nursery.

Limit the time your child spends on electronic devices and always monitor what your child is accessing online.

Read a variety of stories with your child, use your finger to follow the flow of the words, take a look at [Booktrust](#) for a variety of stories to read online.

It is important to remember that children learn through play, and by following their own interests. Give your child choices and play with them!

