






Week 8: 11.5.2020: Learning Project - Under the Sea

Age Range: Year 2

Check Google Classroom everyday!

Weekly Reading Tasks	Weekly Phonics Tasks
<p>Monday- Encourage your child to learn the rhyme 'A Sailor went to Sea, Sea, Sea'. Click here for a video of the rhyme and lyrics. Can your child perform this rhyme by heart?</p>	<p>Monday- Go on a sound hunt with your child around the house/garden. They can list all of the items they can find containing the 'ea' sound. They may identify objects that contain an alternative way of spelling the 'ea' sound such as ee/y/e.</p> <p>Follow this link for ea sound words : https://www.spellzone.com/unit07/page8.cfm</p>
<p>Tuesday- With your child build an 'Under the Sea' themed reading den. Can they find some sea-themed books to cosy up with and share in there?</p>	<p>Tuesday- Ask your child to list words that associate with the sea. Following this, identify words that rhyme with these.</p>
<p>Wednesday- Ask your child to make a sea-themed bookmark. They could take inspiration from 'Sharing a Shell' or 'The Snail and the Whale'.</p> <div data-bbox="860 1046 1093 1145" data-label="Image"> </div>	<p>Wednesday- Encourage your child to practise spelling the months of the year and then use them in a sentence.</p> <p>Follow this link to a video about the months of the year: https://www.youtube.com/watch?v=Fe9bnYRzFvk&vl=en</p>
<p>Thursday- Read a story/poem/nursery rhyme to another family member. This could be to a younger sibling before bedtime. You may wish to Facetime an elderly relative (with adult supervision of course).</p>	<p>Thursday- With your child visit Phonics Play and play Buried Treasure.</p>
<p>Friday- Read along with 'There's a Hole in the Bottom of the Sea' or listen to 'How the Whale got his Throat'. Ask your child to retell one story by drawing a comic strip of the events.</p>	<p>Friday- Ask your child to write the alphabet using capital letters. Challenge your child to write the lowercase letters too.</p>

Weekly Writing Tasks	Weekly Maths Tasks- Time
<p>Monday- Visit a desert island here. Ask your child to write a message in a bottle. What can they see, hear, feel, taste and smell? Why not roll the message up and pop it in a plastic bottle for the reading den?</p> 	<p>Monday- Write the days of the week on paper and cut them up into cards. Take turns turning over the cards. If, when you turn the card, you have a day that is before or after the day shown you can say snap.</p>
<p>Tuesday- Task your child with planning the perfect beach trip. Ask them to draw and label all of the things that they would pack including a picnic. Who would they take? What games would they play? How much time would they spend in the sea?</p>	<p>Tuesday- With your child, list different activities/chores they have to do throughout the day. Can they order them after making the list? Can your child sort them into the times of day each thing happens in (e.g. morning, afternoon, night etc)?</p>
<p>Wednesday- Speak to your child about all of the things that make them happy or all of the things that they're grateful for. Ask them to record these in a list.</p>	<p>Wednesday- Write the months of the year on separate pieces of paper and mix them up. Can your child order them correctly?</p>
<p>Thursday- Help your child to create a fact file about the endangered Sea Turtle. Can they find out about its appearance, its diet and its habitat? This link may help. Following this, your child could draw a detailed sketch of the Sea Turtle.</p> 	<p>Thursday- Using a clock in your house practise telling the time with your child to the nearest hour, half hour, 15 minute intervals and 5 minutes intervals.</p> 
<p>Friday- Visit the Literacy Shed for this wonderful resource on The Lighthouse. Or, Your child could design a beach safety poster. What tips would they give beach- goers for staying safe at the seaside?</p>	<p>Friday (theme)- Ask your child to survey the family about their favourite sea creature (choose from 5). Represent the results using a tally chart or a pictogram. Which sea creature was the most popular? Which was the least popular?</p> <p>Follow this for sea creatures: https://oceana.org/marine-life</p>

Learning Project - to be done throughout the week

The project this week aims to provide opportunities for your child to learn more about life in and around the sea. Learning may focus on the strange and wonderful creatures and plants that occupy our oceans, their habitats and how human beings affect this environment.

- **Guess Who?-** Ask your child to write fact cards about animals from under the sea. They can use books or websites to find out about the appearance, habitat and diet of each creature. After this, play a game of 'Guess Who?' using the cards and yes/no questions.
- **Junk Modelling-** Using junk or recycling materials from around the home, ask your child to design and make a Sea Turtle. Your child may wish to make another sea creature after this. Share your creations on Twitter using [#TheLearningProjects](#).
- **Put Your Goggles On-** Visit [this website](#) and watch a live stream of a tropical reef. Whilst watching, ask your child to sketch all of the animals that they can see. Remind them to look at the shapes and patterns on each creature and to include these in their sketches.
- **How do Humans Affect the Sea?-** Is your child aware of all of the ways that humans affect the sea and the living things within it? Talk about and investigate the impact that human beings have on the sea. Think about fishing, transport and pollution. Create a poster or information report.
 - Follow this link for information about water pollution: https://www.ducksters.com/science/environment/water_pollution.php
- **The Oceans of the World-** Using an atlas or the web ask your child to identify the world's oceans. Your child may need some support with this. Can they find out what animals live in each ocean? [This game](#) allows your child to practise naming and locating the oceans.



STEM Learning Opportunities #sciencefromhome

Unplugged Coding

- Watch [this video](#).
- Create a simple under the sea obstacle course or draw an obstacle course on a piece of paper. Write simple code to guide the submarine around the obstacles found under the sea. E.g. Rocks, shipwrecks, sleeping octopus. E.g. →→ ↓ →→ ↑ → etc.

Additional learning resources parents may wish to engage with

- Visit [this BBC website](#) for more sea themed music and learning ideas.
- There are some lovely games and ideas from the Royal National Lifeboat Institution [here](#).
- [White Rose Maths](#) online maths lessons. Watch a lesson video and complete the worksheet (can be downloaded and completed digitally).
- [Numbots](#). Your child can access this programme with their school login.
- IXL- Click here for [Year 1](#) or here for [Year 2](#) . There are interactive games to play and guides for parents.

- [Mastery Mathematics Learning Packs](#) Learning packs with a range of different activities and lessons. There are notes on how to do these activities with your children.
- [Y1 Talk for Writing Home-school Booklets](#) and [Y2](#) are an excellent resource to support your child's speaking and listening, reading and writing skills.

The Learning Projects are based on the **National Curriculum expectations** for the key stage which your child is in. It may be that your child finds the tasks set within the Learning Project for their year group too simple. If this is the case, then we suggest that your child accesses the Learning Projects which are set for the key stage above. Equally, if the projects are too challenging, then we advise that your child accesses the projects for the key stage below.

If your child requires more of a challenge, or you believe that there are some gaps in their learning then [Century Tech](#) is a fantastic resource that is currently free for home learning. The app is designed to address gaps and misconceptions, provide challenges and enables children to retain new knowledge. It uses artificial intelligence to tailor the learning to your child's needs. Sign up [here](#).

#TheLearningProjects
in collaboration with



www.robinhoodMAT.co.uk