

Learning Project WEEK 7: Celebrations

Age Range: YEAR 1

Weekly Maths Tasks (Aim to do 1 per day)	Weekly Reading Tasks (Aim to do 1 per day)
<ul style="list-style-type: none"> Working on Numbots - your child will have an individual login to access this. Sumdog challenges - your child's individual login is on the online access sheet. Play on Daily 10 - play levels 1 or 2 to practise adding and subtracting. Practise counting in 2s, 5s and 10s. This game could support this. On a calendar (here is an online calendar if needed) go through and write down when different family members birthdays are or when special events are happening in your family. Practise telling the time in words. This could be done through this game (scroll to middle of page to access the game). Read to the hour, half hour and quarter past. Choose and write the name of a 3D shape of your choice. List how many edges, vertices and faces it has. Read a number poem. https://www.oxfordowl.co.uk/api/digital_books/1340.html 	<ul style="list-style-type: none"> Listen to the story 'Happy Birthday, Winnie.' https://www.oxfordowl.co.uk/api/digital_books/2103.html Answer these questions: Who did Winnie invite to her birthday? What did Winnie do on Monday, Tuesday, Wednesday, Thursday? Where do you think the guests had all gone? What layers would you have on your birthday cake? Read the story Kipper's Birthday. Discuss how it may be similar or the same to your birthday celebration. Login, then read 'Special Days Poems' - a poem book about celebrations https://www.oxfordowl.co.uk/home/reading-site/find-a-book/library-page?type=book&view=&query=special+day+poem Are you or your family looking forward to any of these celebrations? Have you experienced any of these days before? Create a celebration book with your family. Create a Celebration Reading Den. Think about what you will have in there, who can read in there with you and if you will have cushions in there so you are comfortable.
Weekly Phonics/Spellings Tasks (Aim to do 1 per day)	Weekly Writing Tasks (Aim to do 1 per day)
<ul style="list-style-type: none"> Daily phonics - your child to practice their sounds and blend words. Interactive games found on link below. Phonics practice https://www.twinkl.co.uk/resource/t-l-4558-year-1-phonics-screening-check-word-cards pages 31-40. Top Marks Spelling Spell these words: cats, dogs, shops, rocks, pigs, rooms, birds, rats, i'm, by. Spell common exception words: go, old, we, was, they. 	<ul style="list-style-type: none"> Write an invitation for a celebration. This could be a birthday party, Easter celebration etc. Create a list of all of the celebration days they can recall, at home and at school, and write a sentence about what they remember about each. Invent a story involving a celebration. They could write it out or make a story map. Encourage your child to use story language. Create a birthday card for the next family member's birthday. Try and add a rhyming poem in the middle. Write a menu for a special celebration. It could be Christmas dinner, a Diwali or Eid feast, etc.

Learning Project - to be done throughout the week: Celebration

This project this week aims to provide opportunities for your child to learn more about celebrations. Learning may focus on different types of celebrations that take place and who may celebrate them. It could look at how people celebrate different events differently in other parts of the world.

What does celebration mean to you ?

[Watch](#) with your child. Make an A-Z list of celebrations around the world.

What have they celebrated this year with their friends and family? How did they celebrate their birthday? Draw a picture of their special celebration. Interview a family member about their favourite celebration.

Create a celebration card for a family member. Think about what you will put on the front and what pictures you will have when writing a birthday poem. Use different materials to design their celebration card.

Bake a cake: Weigh out the ingredients and bake a cake for a celebration. Write the instructions and send them to a friend. Upload a photo to our google classroom of your cake and instructions.

Design a celebration party: Ask your child to choose a celebration. Get them to make a list of things they will need. (banners, balloons, etc...) Think about your dress code and who you would invite. Design a celebration invite. On a piece of paper write and draw the colours and pictures they may have.

Months:

Name the months in order. What do they notice about them? (Look at the letters at the beginning of the month.) Think of a celebration for each month they may have with their family. Find out when it's people's birthdays or anniversaries. (Ms Scanlan's birthday is in April). Which month has the most celebrations?

Seasons 1: Name the four seasons.

[Watch 1](#) [Watch 2](#) Ask them to look outside their window and see if they can name the season we are in at the moment. What can they see? Can they see any flowers? Or new buds? Draw a picture of what they can see using different materials.



Seasons 2:

Read the story 'The Emperor's New Clothes'.


<https://www.twinkl.co.uk/resource/t-t-12311-the-emperors-new-clothes-ebook>

Spot the difference between summer and winter. Help them understand seasonal changes with colourful and fun activities and using the knowledge organiser.

<https://www.twinkl.co.uk/resource/t-t-10437-seasons-what-season-am-i-powerpoint>

<https://www.busythings.co.uk/play/#> (Go to key stage 1, year 1 setup, science, seasonal changes). Play ordering - seasons and write about spring/ summer/ autumn/ winter.

Calendar: Collect some materials to create a Seasons Calendar. Think about the design and what they will need.



Spring is in the air: Spring is around us: Look around the house to see what they can use to make a crafty spring project.

Celebrations across the four seasons:


Think about all of the celebrations we have around the world. Name them and place them into the correct seasons.

Autumn: Diwali, Bonfire Night, Harvest Festival, Hanukkah

Winter: Christmas, New Year

Spring: Holi, Easter, Mother's day

Summer: Father's day, EID, Vesak



Create a card for each of these celebrations. Make a pop up card. Make a card using no pen and only fabric.

Think about Easter celebrations: Watch the story about Easter and make an Easter card for a friend at school.

<https://www.busythings.co.uk/play/#> (Go to key stage 1, year 1 setup, religious education, Christianity).

Have an 'Egg and Spoon Race.'

Find four family members to take part. (The rule is to balance an egg or similarly shaped item upon a spoon and race with it to the finishing line). You can decide on the prize: it could be an Easter Egg or a day of wearing PJs all day!

Traditional celebration: Talk to an adult and ask about any traditional celebrations you may have as a family. Talk about how, why and when you celebrate them and if you wear different clothes and eat different food.

Gather the family and sing the song 'Celebration': Add actions to the dance. Have a concert and perform to your family and friends.

Additional learning resources parents may wish to engage with

Classroom Secrets Learning Packs - These packs are split into different year groups and include activities linked to reading, writing, maths and practical ideas you can do around the home.

Twinkl - to access these resources click on the link and sign up using your own email address and creating your own password. Use the offer code UKTWINKLHELPS.

Headteacherchat - This is a blog that has links to various learning platforms. Lots of these are free to access.

The Body Coach on youtube

Daily P.E. lessons for children weekdays at 9am.

National Geographic Kids

natgeokids.com


Lots of information about the world, including fun facts.

#TheLearningProjects


Knowledge organiser:

Key Vocabulary	
seasons	There are four seasons each year, autumn , winter , spring and summer.
autumn	In autumn , the weather begins to get colder. The leaves start to fall from the trees. The amount of daylight becomes less. This means the daytimes are shorter and the night times are longer.
winter	In winter , the weather is much colder. Sometimes it is cold enough to freeze, leaving frost and ice on the ground. It sometimes snows. Many trees have bare branches as all their leaves have fallen off. The daytimes are the shortest in the year and the night times are the longest.
weather	The weather includes the temperature outside, the wind direction and strength, as well as rain, cloud, snow and sun.
daylight	Daylight is when it is light outside. The amount of daylight changes with each season .

autumn



winter



The Four Seasons

<p>autumn September October November</p>	<p>winter December January February</p>
<p>spring March April May</p>	<p>summer June July August</p>

Daylight hours each month:

Month	Sept	Oct	Nov	Dec	Jan	Feb	Mar	Apr	May	June	July	Aug
Hours of Daylight	13	11	9	8	8	10	12	14	15	16	16	14