



29/6/20

Remember that children at this age learn through play, so have fun! Involve your child in the things you are doing including household chores and cooking. Talk to your child about what you are doing, and encourage them to ask questions.

Our Learning Project this week is Minibeasts. Take a look at the activities in the Learning Project box!

Weekly Reading Tasks

- Read a variety of books at home. Favourites can be repeated. Hearing the patterns of language in a story will support your child's language development.
- You can find some online stories to read to your child here [Booktrust](#). This site also has some suitable games and activities. The Cbeebies website [Cbeebies Bedtime Stories](#) has some Bedtime Stories your child might enjoy. It is important that you watch and listen with your child so that you can talk to them about the story and explain anything they might not understand.
- You can find more stories here [StoryLine Online](#) or [Openlibrary](#). Look for stories starting at suggested grade level K or Kindergarten.
- Join in with your child when they are playing with their dolls, cars, trains, animals or super-hero figures. Talk about what their toys are doing and help your child to make up stories.
- Talk about your child's favourite stories, ask about the characters they like and what they like about them.

Weekly

- Sing Nursery Rhymes and songs together. Add in actions and change the words. Can children think of different rhyming words to add in? Repeat old favourites and learn new rhymes. You can find an A-Z of [Nursery Rhymes here](#).
- Have a look at the [Eatwell plate](#) together and talk about the different types of food you eat. Talk about which food is healthy, and which food we should save for treats! You can share this short book about healthy food with your child. [Our Good Food](#)
- Look together at this short book about keeping healthy.
- [How Do You Stay Healthy](#), Talk about how exercise is an important part of staying healthy. Try some of these games: [shake up](#).
- Stretch those limbs and do some yoga with [Cosmic Kids Yoga](#) or with [Monkey Yoga](#)
- Get creative with things around the house, [Making things](#)

Weekly Writing Tasks

- Give your child time to draw independently.

Weekly Maths Tasks- Positions

- Count with the number blocks, see what numbers you recognise, [Count with the Number blocks](#)

- After drawing a picture, ask your child to try to write their name. The marks they make will resemble their name. You can then model writing their name for them.
- Pour flour, salt, rice or lentils into a shallow tray or plate. Let your child mark make using their finger. Talk to your child about the marks they make.
- Whenever your child finishes a picture ask them to tell you about it. You can also write what they say about the picture so that they can see you writing.
- **Playdough** - Make some playdough with your child and encourage them to stretch, pat, poke, roll, squash and squeeze the dough to develop strength in their fingers for writing. [Playdough recipe](#)

- Ask children to help you around the house “can you give me 2 spoons?” and any other objects around the house.
- Practise counting up to 10. This can be done through playing hide and seek, singing number songs, chanting, board games.
- Sing Number songs to practice counting and reciting numbers in order, for example Five Little Ducks, Five Little Men in a Flying Saucer, Ten Green Bottles. You can find some songs here [Counting songs](#).
- If you have building blocks or lego, give your child lots of opportunities to play with these toys.
- [Jigsaw puzzle](#): have a go at some online puzzles.
- Go marching and count with the ants, [The Ants go Marching](#).

Learning Project - to be done throughout the week




The project this week aims to provide opportunities for your child to learn more about minibeasts.

Story Time

- Take a look at a story all about [The Very Hungry Caterpillar](#), what food would you like to try?
- See who the [Very Quiet Cricket](#) meets on his travels.
- See what minibeasts you can see, [Mad About Minibeasts](#)
- See what [The Very Busy Spider](#) is making.


Creative

- Have a go at making your own [Bug Hotel](#).
- Make you own [Hungry Caterpillar](#), maybe you could retell the story.



Singing Time

- Sing along to [Incy Wincy Spider](#), and join in with the actions.
- Make your finger into a wiggly worm and join in with [There's a Worm at the Bottom of the Garden](#).
- Join in with the song all about a [Tiny Caterpillar on a Leaf](#).
- [Creepy Crawlies Creeping Around](#), did you hear any minibeast names from our stories?




Investigate

- Go on a minibeast adventure and see what you can see, [Crazy Critters](#), [Spiders](#), [Worms](#), [Caterpillars](#)
- See what minibeasts you can find in your garden or even out on a walk.

Daily Workout

- Do your daily workout with some yoga and the [Very Hungry Caterpillar](#).



Messy Time

- Have a go at making some [Pasta Jewellery](#), what colour will you paint them? Can you create a pattern with them?



