


Week 12: 8.06.2020: Learning Project - Around the World

Age Range: Year 1

Weekly Reading Tasks	Weekly Phonics Tasks
<p>Monday- Look through their reading books and identify any places from around the world by looking at the illustrations (drawings). They could also look through a magazine or newspaper and find the names of different countries.</p>	<p>Monday- The word 'around' contains the sound 'ou'. List as many words as they can containing the 'ou' sound. Your child might identify words that contain an alternative spelling for 'ou' such as ow.</p>
<p>Tuesday- Follow the story Here We Are with your child. What makes our world so special? Using the story, make a list.</p>	<p>Tuesday- Practise spelling days of the week using different materials in the house. Try and find materials to match the colours of the UK flag.</p> <div style="text-align: right;">  </div>
<p>Wednesday- Help your child to look through cookery books for a recipe originating from another country. Use decoding skills to read some of the ingredients. Make it if you have the ingredients!</p>	<p>Wednesday- 'Where', 'would', 'people', 'clothes' and 'water' are some of the words that children need to be able to spell. Use these to write sentences about a contrasting country.</p>
<p>Thursday- Use an atlas or a map and locate countries that make up the UK. Locate a contrasting country such as Brazil or Kenya. What is different? What is the same?</p>	<p>Thursday- List places from around the world using the alphabet. Add an adjective (describing word) before each place that starts with the same letter.</p>
<p>Friday- Follow the story When I Coloured in the World. What would your child change about the world? Draw a picture of their ideal world.</p>	<p>Friday- Recognise vowel and consonant digraphs and blending by playing this game.</p>
Weekly Writing Tasks	Weekly Maths Tasks- Subtraction
<p>Monday- Create a leaflet about a place in the world they would like to visit/have visited. Include the weather, landmarks and cuisine (food).</p>	<p>Monday- Play this online game for subtraction facts up to 20.</p>
<p>Tuesday- Draw a picture of 10 different pieces of fruit or vegetables from around the world and label them using adjectives e.g. fresh, juicy pineapple.</p>	<p>Tuesday- Give your child a number between 1 and 50 and ask them to list how many ways they could make the number using subtraction. Try 20 if this is too hard.</p>
<p>Wednesday- Write a set of instructions for a meal they would love to share with family and friends. They can use illustrations too.</p>	<p>Wednesday- Write a subtraction number bond to or within 10 - e.g. $9 - 4 = 5$ or $7 - 2 = 5$. Can they use these facts to find out the subtraction facts up to 100? E.g. $90 - 40 = 50$ and $70 - 20 = 50$.</p>
<p>Thursday- Write a letter to a friend or a family member who lives in a different part</p>	<p>Thursday (theme)- Look at flags from around the world either in books or on the</p>

of the world - describe where you live and describe school. Think of questions to ask about where they live and about their school. Remember your question marks.	internet . List any shapes they see and name the properties of the shapes they find. How many lines of symmetry does the flag have?
Friday - Visit the Literacy Shed for this wonderful resource on The Black Hat and write their own version of the story.	Friday - Practise different ways to subtract by playing these different activities .

Always check the Google classroom daily, for different activities and games.



Classroom

Spell these words: **unkind, undo, unload, unfair, unlock, unhappy, untie, unpack, she, his**

Learning Project - to be done throughout the week

The project this week aims to provide opportunities for your child to learn more about countries and cities around the world. Learning may focus on different cultures and traditions, famous landmarks, food and clothing.

- **Flags**- Look at [flags from around the world](#) with your child. Discuss which are your child's favourites and why? Recreate their favourite; this could be through drawing, collaging etc. Place the flag on a map. There are some quizzes that your child can have a go at [here](#). Create their own quiz about the UK.
- **Dance Around the World**- Watch the following dances: [Diwali Stick Dance](#), [Maypole Dancing](#) and [Spanish Flamenco Dancing](#). Have a go at some of the moves used in these videos. Record the dances and get your child evaluate what they did well and what they could do even better when watching them back. Recreate one of the costumes using items from their wardrobe. Perform the dance to a family member.
- **Food Tasting Fun**- Find some different fruits from around the world. This could include: mangos, kiwis, pineapples, bananas. Taste them and have a discussion about which ones they liked and which ones they did not like. Cut the fruits open and sketch the inside of each fruit. Remind them to look closely at the patterns and shapes.
- **Where in the World?** - Have a discussion with your child about your own family heritage. Discuss with them your traditions and where your family originates from. This may be where you live now or it could be somewhere completely different. Create a poster or PowerPoint all about their own family. Include a map identifying the country they're from.

Speak the Language- There are lots of different ways to say hello around the world. Learn how to say hello in Spanish, French, Mandarin, German, Arabic and Italian with your child using [Google Translate](#). Practise writing hello using the colours of the flag for each country.

STEM Learning Opportunities #sciencefromhome

Engineering Around the World - World's Largest Steel Structure

- The Bird's Nest is the world's largest steel structure and was built in China for the 2008 Olympic Games. It is made out of 26 miles of steel.
- Use strips of paper, card or wool to create your own bird nest style building. You might like to search for photos of the 'Birds nest' to help you with your design.

Additional learning resources parents may wish to engage with

- [White Rose Maths](#) online maths lessons. Watch a lesson video and complete the worksheet (can be downloaded and completed digitally).
- [Numbots](#). Your child can access this programme with their school login.
- IXL- Click here for [Year 1](#). There are interactive games to play and guides for parents.
- [Mastery Mathematics Learning Packs](#) Learning packs with different activities and lessons. Includes notes on how to do these activities with your children.
- [Y1 Talk for Writing Home-school Booklets](#) are an excellent resource to support your child's speaking and listening, reading and writing skills.

The Learning Projects are based on the **National Curriculum expectations** for the key stage which your child is in. It may be that your child finds the tasks set within the Learning Project for their year group too simple. If this is the case, then we suggest that your child accesses the Learning Projects which are set for the key stage above. Equally, if the projects are too challenging, then we advise that your child accesses the projects for the key stage below.



If your child requires more of a challenge, or you believe that there are some gaps in their learning then [Century Tech](#) is a fantastic resource that is currently free for home learning. The app is designed to address gaps and misconceptions, provide challenge and enables children to retain new knowledge. It uses artificial intelligence to tailor the learning to your child's needs. Sign up [here](#).

#TheLearningProjects in collaboration with



www.robinhoodMAT.co.uk

Bird Nest in China



Map of the World

