






Please do these activities at a time suitable for you and your child.

**IMPORTANT: At the end of every day, click [this link](#) to show your child has completed all the activities.**

<b>Learning for:</b> Friday 2nd October	<b>Class:</b> Nursery	<b>Teacher(s):</b> Mr Woodward
<b>Communication &amp; Language Personal Social Emotional Development</b>	<b>Literacy</b>	<b>Maths</b>
<b>Your child is learning:</b>	<b>Your child is learning:</b>	<b>Your child is learning:</b>
To listen to stories with attention and to talk about what is happening in the story.  To join in with the story and talk about what they think may happen next.	To mark make about the story they have read.  To give meaning to the marks they have made.	To say number names and count 1 to 1 using songs and rhymes.  To join in with counting songs.
<b>ACTIVITY</b>	<b>ACTIVITY</b>	<b>ACTIVITY</b>
(20 minutes)  Take a look at the story <a href="#">The Three Billy Goats Gruff</a> .  Listen to the story 2 or 3 times. Listen for any repeated words, eg "Trip-Trapping over my bridge"  Talk about the characters in the story. Why did the Billy Goats want to cross the bridge? Who was hiding under the bridge? How did each of the goats feel when they met the troll?  	(20 minutes)  Talk about the story " The Three Billy Goats Gruff".  Provide your child with paper or card, pens, pencils or felt tip pens and ask them to mark make about the story.  Ask your child questions: "Are you going to draw what happened at the beginning or at the end of the story?", "What was your favourite part of the story?"  Ask your child about the marks they have made. As they are telling you about them, write down what they are telling you.	(20 minutes)  Watch the videos below and sing along to them with your child. Show your child how you are using your fingers to show the numbers in the song. <a href="#">5 Little Ducks</a> <a href="#">5 Little Men in a Flying Saucer</a> <a href="#">5 Little Monkeys</a> <a href="#">5 Little Speckled Frogs</a>  

<p>Take a look at the book <a href="#">Who Loves Carrots?</a>. Can your child spot an animal from the story? Are they eating grass or something different?</p>		
<p>How can I help my child?</p>	<p>How can I help my child?</p>	<p>How can I help my child?</p>
<p>Join in the story with your child. Comment on what is happening.</p> <p>Say the repeated phrases.</p> <p>Comment on what is happening in the pictures.</p> <p>Talk to your child about the parts of the story you enjoyed.</p>	<p>Try not to paint or draw for your child. Ask them about the marks they make.</p> <p>At this age, children's drawings are not clear and they may just make lines and some shapes like this.</p>  <p>That's fine! Praise your child and ask them to tell you about their marks.</p> <p>When they are in Nursery, children are still developing their pencil grip. Don't worry if your child uses a pen or pencil like this child.</p>  <p>As their fingers get stronger, they will be able to hold a pen or pencil between them. Show them how, but don't make them -- that might put them off writing!</p>	<p>Help your child practise showing the different numbers to 5 on their fingers. Children may find this a little tricky at first because they are still developing their finger strength.</p> <p>Collect objects in your house to show your child the quantities 1,2,3,4 and 5. Count with your child. Touch each object as you count and say one number name as you touch each object. Children in Nursery are beginning to learn the number names so don't worry if they forget the order!</p> 

In addition to the above activities, play is very important for your child's learning. [Click here for some ideas to help you with this.](#)

Every day, encourage your child to select and play with the toys they choose for at least 2 hours, play alongside them and comment on what they are doing eg "The car is going over the bridge".

Play with your child but let them be in charge of the play.

Use [exercise videos](#) like this, to help your child stay active.

At Nursery, at the end of each day we follow [Monkey Yoga](#). We use this time to focus on our breathing and reflect on all the fun activities we did at Nursery.

Limit the time your child spends on electronic devices and always monitor what your child is accessing online.

Be creative with your child, have a go at making some [Sock Bubble Snakes](#).

Read a variety of stories with your child, use your finger to follow the flow of the words, take a look at [Booktrust](#) for a variety of stories to read online.

Imaginative play: 'pretending' and making up stories will help develop your child's speaking, vocabulary and story-telling skills.

